



Location: CMA1b - Oil St Community Liaison Centre

Report on 24-hour TSP monitoring

Action Level ($\mu\text{g}/\text{m}^3$) - 176.7

Limit Level ($\mu\text{g}/\text{m}^3$) - 260

Date	Sampling Time	Weather Condition	Filter paper no.	Filter Weight, g		Elapse Time, hr		Sampling Time, hr	Flow Rate, m^3/min			Total Volume, m^3	TSP Level, $\mu\text{g}/\text{m}^3$
				Initial	Final	Initial	Final		Initial, Q_{si}	Final, Q_{sf}	Average		
31-May-12	8:00	Fine	002863	2.7732	2.9368	1094.76	1118.77	24.01	1.09	1.09	1.09	1575	104
7-Jun-12	16:10	Fine	003081	2.8110	2.9116	1138.80	1162.80	24.00	1.18	0.49	0.84	1205	83
12-Jun-12	8:00	Cloudy	003047	2.8055	2.9171	1162.80	1186.79	23.99	1.18	1.18	1.18	1700	66
18-Jun-12	8:00	Cloudy	002821	2.7706	2.8752	1189.79	1213.79	24.00	1.13	1.18	1.16	1665	63
22-Jun-12	8:00	Cloudy	003044	2.7992	2.9059	1216.79	1240.79	24.00	1.00	1.09	1.05	1507	71

* Due to lack of electricity supply, the 24 hr-TSP was rescheduled from 6 June 2012 to 7 June 2012

Report on 1-hour TSP monitoring

Action Level ($\mu\text{g}/\text{m}^3$) - 320.1

Limit Level ($\mu\text{g}/\text{m}^3$) - 500

Date	Sampling Time	Weather Condition	Filter paper no.	Filter Weight, g		Elapse Time, hr		Sampling Time, hr	Flow Rate, m^3/min			Total Volume, m^3	TSP Level, $\mu\text{g}/\text{m}^3$
				Initial	Final	Initial	Final		Initial, Q_{si}	Final, Q_{sf}	Average		
1-Jun-12	8:28	Fine	002828	2.7990	2.8164	1118.77	1119.77	1.00	1.19	1.14	1.16	70	250
1-Jun-12	9:51	Fine	002826	2.7892	2.8017	1119.77	1120.77	1.00	1.16	1.14	1.15	69	181
1-Jun-12	11:00	Fine	002824	2.7813	2.7961	1120.77	1121.77	1.00	1.14	1.14	1.14	68	217
7-Jun-12	13:00	Fine	002853	2.7687	2.7802	1135.80	1136.80	1.00	1.18	1.07	1.12	67	170
7-Jun-12	14:02	Fine	003071	2.8188	2.8295	1136.80	1137.80	1.00	1.34	1.34	1.34	81	133
7-Jun-12	15:05	Fine	003082	2.7908	2.8005	1137.80	1138.80	1.00	1.16	1.18	1.17	70	138
13-Jun-12	8:18	Cloudy	002830	2.7774	2.7811	1186.79	1187.79	1.00	1.18	1.16	1.17	70	53
13-Jun-12	9:31	Cloudy	002911	2.7561	2.7596	1187.79	1188.79	1.00	1.18	1.18	1.18	71	49
13-Jun-12	10:39	Cloudy	002589	2.7634	2.7661	1188.79	1189.79	1.00	1.20	1.18	1.19	72	38
19-Jun-12	8:11	Cloudy	002819	2.7891	2.7940	1213.79	1214.79	1.00	1.18	1.18	1.18	71	69
19-Jun-12	9:29	Cloudy	002816	2.7864	2.7897	1214.79	1215.79	1.00	1.18	1.22	1.20	72	46
19-Jun-12	10:31	Cloudy	002813	2.7495	2.7552	1215.79	1216.79	1.00	1.20	1.18	1.19	71	80
25-Jun-12	8:45	Fine	003039	2.8025	2.8120	1240.79	1241.79	1.00	1.19	1.19	1.19	71	133
25-Jun-12	9:52	Fine	003037	2.8194	2.8309	1241.79	1242.79	1.00	1.19	1.19	1.19	71	161
25-Jun-12	10:55	Fine	003035	2.7969	2.8091	1242.79	1243.79	1.00	1.19	1.19	1.19	71	171



Location: CMA2a - Causeway Bay Community Centre

Report on 24-hour TSP monitoring
Action Level ($\mu\text{g}/\text{m}^3$) - 169.5
Limit Level ($\mu\text{g}/\text{m}^3$) - 260

Date	Sampling Time	Weather Condition	Filter paper no.	Filter Weight, g		Elapse Time, hr		Sampling Time, hr	Flow Rate, m^3/min			Total Volume, m^3	TSP Level, $\mu\text{g}/\text{m}^3$
				Initial	Final	Initial	Final		Initial, Q_{si}	Final, Q_{sf}	Average		
31-May-12	8:00	Fine	002864	2.7717	2.8976	10819.32	10843.32	24.00	1.36	1.40	1.38	1985	63
6-Jun-12	8:00	Fine	002855	2.7604	2.8848	10846.36	10870.36	24.00	1.40	1.40	1.40	2013	62
12-Jun-12	8:00	Cloudy	003070	2.8185	2.9679	10873.36	10897.35	23.99	1.42	1.42	1.42	2045	73
19-Jun-12	8:00	Cloudy	002820	2.7879	2.8817	10900.35	10924.35	24.00	1.42	1.42	1.42	2042	46
22-Jun-12	8:00	Cloudy	003043	2.7996	2.9730	10927.35	10951.35	24.00	1.36	1.38	1.37	1969	88

* Due to lack of electricity supply, the 24 hr-TSP was rescheduled from 18 June 2012 to 19 June 2012

Report on 1-hour TSP monitoring
Action Level ($\mu\text{g}/\text{m}^3$) - 323.4
Limit Level ($\mu\text{g}/\text{m}^3$) - 500

Date	Sampling Time	Weather Condition	Filter paper no.	Filter Weight, g		Elapse Time, hr		Sampling Time, hr	Flow Rate, m^3/min			Total Volume, m^3	TSP Level, $\mu\text{g}/\text{m}^3$
				Initial	Final	Initial	Final		Initial, Q_{si}	Final, Q_{sf}	Average		
1-Jun-12	8:50	Fine	002827	2.7880	2.7979	10843.32	10844.32	1.00	1.40	1.40	1.40	84	118
1-Jun-12	10:00	Fine	002825	2.7794	2.7903	10844.32	10845.32	1.00	1.40	1.40	1.40	84	130
1-Jun-12	11:00	Fine	002823	2.7827	2.7948	10845.36	10846.36	1.00	1.40	1.40	1.40	84	144
7-Jun-12	8:00	Fine	002854	2.7796	2.7847	10870.36	10871.36	1.00	1.35	1.35	1.35	81	63
7-Jun-12	9:17	Fine	002852	2.7830	2.7900	10871.36	10872.36	1.00	1.40	1.40	1.40	84	83
7-Jun-12	11:00	Fine	002851	2.7834	2.7922	10872.36	10873.36	1.00	1.40	1.40	1.40	84	105
13-Jun-12	8:29	Cloudy	002912	2.7722	2.7758	10897.35	10898.35	1.00	1.35	1.40	1.37	82	44
13-Jun-12	9:41	Cloudy	002590	2.7306	2.7360	10898.35	10899.35	1.00	1.35	1.42	1.39	83	65
13-Jun-12	10:48	Cloudy	002588	2.7703	2.7789	10899.35	10900.35	1.00	1.40	1.42	1.41	84	102
19-Jun-12	8:23	Cloudy	002818	2.7907	2.7962	10924.35	10925.35	1.00	1.35	1.39	1.37	82	67
19-Jun-12	9:34	Cloudy	002815	2.7561	2.7629	10925.35	10926.35	1.00	1.35	1.42	1.38	83	82
19-Jun-12	10:39	Cloudy	003046	2.8002	2.8068	10926.35	10927.35	1.00	1.39	1.39	1.39	84	79
25-Jun-12	8:35	Fine	003040	2.7870	2.8034	10951.35	10952.35	1.00	1.38	1.38	1.38	83	198
25-Jun-12	9:40	Fine	003038	2.8096	2.8250	10952.35	10953.35	1.00	1.42	1.38	1.40	84	183
25-Jun-12	10:45	Fine	003036	2.8092	2.8258	10953.35	10954.35	1.00	1.42	1.38	1.40	84	198



Location: CMA3a - CWB PRE Site Office Area

Report on 24-hour TSP monitoring
 Action Level ($\mu\text{g}/\text{m}^3$) - 171
 Limit Level ($\mu\text{g}/\text{m}^3$) - 260

Date	Sampling Time	Weather Condition	Filter paper no.	Filter Weight, g		Elapse Time, hr		Sampling Time, hr	Flow Rate, m^3/min			Total Volume, m^3	TSP Level, $\mu\text{g}/\text{m}^3$
				Initial	Final	Initial	Final		Initial, Q_{si}	Final, Q_{sf}	Average		
31-May-12	8:00	Fine	002716	2.8030	2.9592	11514.85	11538.86	24.01	1.52	1.59	1.55	2236	70
6-Jun-12	8:00	Fine	002885	2.7893	2.9461	11541.86	11565.84	23.98	1.56	1.56	1.56	2244	70
12-Jun-12	8:00	Cloudy	003125	2.7556	2.8897	11568.84	11592.84	24.00	1.51	1.51	1.51	2176	62
18-Jun-12	8:00	Cloudy	003053	2.8004	2.9259	11595.84	11619.84	24.00	1.53	1.51	1.52	2190	57
22-Jun-12	8:00	Cloudy	003003	2.7673	2.9082	11622.84	11646.84	24.00	1.47	1.47	1.47	2123	66

Report on 1-hour TSP monitoring
 Action Level ($\mu\text{g}/\text{m}^3$) - 311.3
 Limit Level ($\mu\text{g}/\text{m}^3$) - 500

Date	Sampling Time	Weather Condition	Filter paper no.	Filter Weight, g		Elapse Time, hr		Sampling Time, hr	Flow Rate, m^3/min			Total Volume, m^3	TSP Level, $\mu\text{g}/\text{m}^3$
				Initial	Final	Initial	Final		Initial, Q_{si}	Final, Q_{sf}	Average		
1-Jun-12	8:27	Cloudy	002645	2.7722	2.7859	11538.86	11539.86	1.00	1.52	1.52	1.52	91	151
1-Jun-12	9:30	Cloudy	002634	2.7888	2.8023	11539.86	11540.86	1.00	1.52	1.52	1.52	91	148
1-Jun-12	10:32	Cloudy	002633	2.7951	2.8080	11540.86	11541.86	1.00	1.47	1.47	1.47	88	146
7-Jun-12	9:48	Fine	003112	2.8143	2.8237	11565.84	11566.84	1.00	1.56	1.51	1.54	92	102
7-Jun-12	10:58	Fine	003137	2.7670	2.7763	11566.84	11567.84	1.00	1.56	1.56	1.56	94	99
7-Jun-12	13:00	Fine	003136	2.7521	2.7627	11567.84	11568.84	1.00	1.56	1.56	1.56	94	113
13-Jun-12	9:33	Cloudy	003059	2.8001	2.8036	11592.84	11593.84	1.00	1.49	1.49	1.49	89	39
13-Jun-12	10:44	Cloudy	003057	2.8033	2.8094	11593.84	11594.84	1.00	1.51	1.51	1.51	91	67
13-Jun-12	13:00	Cloudy	003056	2.7818	2.7875	11594.84	11595.84	1.00	1.51	1.51	1.51	91	63
19-Jun-12	13:32	Cloudy	003009	2.7496	2.7584	11619.84	11620.84	1.00	1.46	1.46	1.46	88	100
19-Jun-12	14:42	Cloudy	003007	2.7536	2.7624	11620.84	11621.84	1.00	1.51	1.46	1.48	89	99
19-Jun-12	15:49	Cloudy	003006	2.7760	2.7842	11621.84	11622.84	1.00	1.46	1.46	1.46	88	94
25-Jun-12	8:41	Fine	002473	2.7063	2.7245	11646.84	11647.84	1.00	1.47	1.47	1.47	88	206
25-Jun-12	9:43	Fine	002471	2.7490	2.7675	11647.84	11648.84	1.00	1.47	1.47	1.47	88	209
25-Jun-12	10:45	Fine	002261	2.8022	2.8213	11648.84	11649.84	1.00	1.47	1.47	1.47	88	216



Location: CMA4a - SPCA

Report on 24-hour TSP monitoring

Action Level ($\mu\text{g}/\text{m}^3$) - 171.2
Limit Level ($\mu\text{g}/\text{m}^3$) - 260

Date	Sampling Time	Weather Condition	Filter paper no.	Filter Weight, g		Elapse Time, hr		Sampling Time, hr	Flow Rate, m^3/min			Total Volume, m^3	TSP Level, $\mu\text{g}/\text{m}^3$
				Initial	Final	Initial	Final		Initial, Q_{si}	Final, Q_{sf}	Average		
31-May-12	8:00	Fine	002717	2.8021	2.9404	15040.14	15064.15	24.01	1.09	1.14	1.12	1607	86
6-Jun-12	8:00	Fine	002886	2.7851	2.8908	15067.15	15091.15	24.00	1.14	1.14	1.14	1638	65
12-Jun-12	8:00	Cloudy	003126	2.7368	2.8703	15094.15	15118.14	23.99	1.14	1.14	1.14	1635	82
18-Jun-12	8:00	Cloudy	003054	2.8166	2.8763	15121.14	15145.14	24.00	0.83	0.83	0.83	1194	50
22-Jun-12	8:00	Cloudy	003002	2.7527	2.8572	15148.14	15172.14	24.00	1.17	1.17	1.17	1688	62

Report on 1-hour TSP monitoring

Action Level ($\mu\text{g}/\text{m}^3$) - 312.5
Limit Level ($\mu\text{g}/\text{m}^3$) - 500

Date	Sampling Time	Weather Condition	Filter paper no.	Filter Weight, g		Elapse Time, hr		Sampling Time, hr	Flow Rate, m^3/min			Total Volume, m^3	TSP Level, $\mu\text{g}/\text{m}^3$
				Initial	Final	Initial	Final		Initial, Q_{si}	Final, Q_{sf}	Average		
1-Jun-12	8:42	Fine	002889	2.7877	2.7967	15064.15	15065.15	1.00	1.14	1.14	1.14	69	131
1-Jun-12	9:43	Fine	002888	2.7738	2.7816	15065.15	15066.15	1.00	0.99	0.99	0.99	59	131
1-Jun-12	10:45	Fine	002887	2.7855	2.7948	15066.15	15067.15	1.00	1.09	1.14	1.12	67	139
7-Jun-12	9:36	Fine	003113	2.7974	2.8008	15091.15	15092.15	1.00	1.14	1.14	1.14	68	50
7-Jun-12	10:42	Fine	003111	2.7749	2.7800	15092.15	15093.15	1.00	1.14	1.14	1.14	68	75
7-Jun-12	13:00	Fine	003135	2.7559	2.7616	15093.15	15094.15	1.00	1.14	1.14	1.14	68	83
13-Jun-12	9:20	Cloudy	003060	2.7747	2.7802	15118.14	15119.14	1.00	1.16	1.14	1.15	69	80
13-Jun-12	10:30	Cloudy	003058	2.8004	2.8048	15119.14	15120.14	1.00	1.14	1.14	1.14	68	64
13-Jun-12	13:00	Cloudy	003055	2.7997	2.8043	15120.14	15121.14	1.00	1.09	1.14	1.11	67	69
19-Jun-12	13:45	Cloudy	003008	2.7757	2.7805	15145.14	15146.14	1.00	1.11	1.11	1.11	66	72
19-Jun-12	14:52	Cloudy	003005	2.7666	2.7703	15146.14	15147.14	1.00	1.11	1.08	1.10	66	56
19-Jun-12	15:58	Cloudy	003004	2.7634	2.7677	15147.14	15148.14	1.00	1.08	1.08	1.08	65	66
25-Jun-12	8:50	Fine	002474	2.7196	2.7346	15172.14	15173.14	1.00	1.17	1.17	1.17	70	213
25-Jun-12	9:53	Fine	002387	2.8177	2.8330	15173.14	15174.14	1.00	1.17	1.17	1.17	70	218
25-Jun-12	10:57	Fine	002472	2.7317	2.7463	15174.14	15175.14	1.00	1.17	1.17	1.17	70	208



Location: CMA5a - Children Garden opposite to Pedestrian Plaza

Report on 24-hour TSP monitoring

Action Level ($\mu\text{g}/\text{m}^3$) - 181
Limit Level ($\mu\text{g}/\text{m}^3$) - 260

Date	Sampling Time	Weather Condition	Filter paper no.	Filter Weight, g		Elapse Time, hr		Sampling Time, hr	Flow Rate, m^3/min			Total Volume, m^3	TSP Level, $\mu\text{g}/\text{m}^3$
				Initial	Final	Initial	Final		Initial, Q_{si}	Final, Q_{sf}	Average		
31-May-12	8:00	Fine	002829	2.7697	2.9276	16027.43	16051.43	24.00	1.44	1.44	1.44	2071	76
7-Jun-12	17:45	Fine	003127	2.7585	2.8529	16059.94	16083.93	23.99	1.46	1.46	1.46	2104	45
12-Jun-12	8:00	Fine	003011	2.7592	2.9563	16083.93	16107.93	24.00	1.46	1.46	1.46	2104	94
18-Jun-12	8:00	Cloudy	002967	2.7676	2.9076	16110.93	16134.93	24.00	1.46	1.46	1.46	2099	67
22-Jun-12	8:00	Cloudy	003049	2.8341	3.0105	16137.93	16161.93	24.00	1.46	1.46	1.46	2098	84

* Due to lack of electricity supply, the 24 hr-TSP was rescheduled from 6 June 2012 to 7 June 2012

Report on 1-hour TSP monitoring

Action Level ($\mu\text{g}/\text{m}^3$) - 332
Limit Level ($\mu\text{g}/\text{m}^3$) - 500

Date	Sampling Time	Weather Condition	Filter paper no.	Filter Weight, g		Elapse Time, hr		Sampling Time, hr	Flow Rate, m^3/min			Total Volume, m^3	TSP Level, $\mu\text{g}/\text{m}^3$
				Initial	Final	Initial	Final		Initial, Q_{si}	Final, Q_{sf}	Average		
1-Jun-12	10:27	Fine	003138	2.7546	2.7703	16051.43	16052.43	1.00	1.47	1.47	1.47	88	178
1-Jun-12	13:00	Fine	003122	2.7536	2.7630	16052.43	16053.43	1.00	1.47	1.47	1.47	88	107
1-Jun-12	14:22	Fine	003120	2.7499	2.7578	16053.43	16054.43	1.00	1.44	1.44	1.44	86	91
7-Jun-12	13:25	Fine	003113	2.7672	2.7790	16056.94	16057.94	1.00	1.41	1.41	1.41	84	140
7-Jun-12	14:48	Fine	003131	2.7516	2.7612	16057.94	16058.94	1.00	1.43	1.43	1.43	86	112
7-Jun-12	16:00	Fine	003132	2.7543	2.7654	16058.94	16059.94	1.00	1.46	1.46	1.46	88	127
13-Jun-12	9:10	Cloudy	003013	2.7530	2.7596	16107.93	16108.93	1.00	1.44	1.44	1.44	86	77
13-Jun-12	13:18	Cloudy	002991	2.7672	2.7729	16108.93	16109.93	1.00	1.46	1.46	1.46	88	65
13-Jun-12	14:24	Cloudy	002989	2.7736	2.7767	16109.93	16110.93	1.00	1.46	1.46	1.46	88	35
19-Jun-12	9:20	Cloudy	003052	2.8073	2.8217	16134.93	16135.93	1.00	1.46	1.46	1.46	87	165
19-Jun-12	10:48	Cloudy	002034	2.8084	2.8236	16135.93	16136.93	1.00	1.46	1.46	1.46	87	174
19-Jun-12	14:59	Cloudy	003024	2.8102	2.8275	16136.93	16137.93	1.00	1.46	1.46	1.46	87	198
25-Jun-12	8:38	Fine	003041	2.8210	2.8324	16162.93	16163.93	1.00	1.46	1.46	1.46	87	130
25-Jun-12	9:55	Fine	003022	2.8228	2.8336	16162.93	16163.93	1.00	1.19	1.19	1.19	71	151
25-Jun-12	10:58	Fine	003020	2.8226	2.8359	16163.93	16164.93	1.00	1.46	1.46	1.46	87	152



Location: MA1e - International Finance Centre (Eastern Wing)

Report on 24-hour TSP monitoring
 Action Level ($\mu\text{g}/\text{m}^3$) - 173.4
 Limit Level ($\mu\text{g}/\text{m}^3$) - 260

Date	Sampling Time	Weather Condition	Filter paper no.	Filter Weight, g		Elapse Time, hr		Sampling Time, hr	Flow Rate, m^3/min			Total Volume, m^3	TSP Level, $\mu\text{g}/\text{m}^3$
				Initial	Final	Initial	Final		Initial, Q_{si}	Final, Q_{sf}	Average		
31-May-12	8:00	Fine	002856	2.7606	2.8509	8721.18	8745.18	24.00	1.30	1.30	1.30	1869	48
6-Jun-12	8:00	Fine	002993	2.7696	2.8584	8748.10	8772.10	24.00	1.29	1.29	1.29	1864	48
12-Jun-12	8:00	Cloudy	003067	2.8102	2.9191	8775.10	8799.10	24.00	1.31	1.30	1.30	1878	58
18-Jun-12	8:00	Cloudy	002878	2.7829	2.8578	8801.85	8825.85	24.00	1.29	1.31	1.30	1875	40
22-Jun-12	8:00	Cloudy	002982	2.7689	2.8789	8828.85	8852.85	24.00	1.30	1.30	1.30	1866	59

Report on 1-hour TSP monitoring
 Action Level ($\mu\text{g}/\text{m}^3$) - 325.1
 Limit Level ($\mu\text{g}/\text{m}^3$) - 500

Date	Sampling Time	Weather Condition	Filter paper no.	Filter Weight, g		Elapse Time, hr		Sampling Time, hr	Flow Rate, m^3/min			Total Volume, m^3	TSP Level, $\mu\text{g}/\text{m}^3$
				Initial	Final	Initial	Final		Initial, Q_{si}	Final, Q_{sf}	Average		
1-Jun-12	13:40	Fine	002999	2.7635	2.7709	8745.10	8746.10	1.00	1.24	1.24	1.24	74	100
1-Jun-12	14:50	Fine	002997	2.7802	2.7868	8746.10	8747.10	1.00	1.19	1.26	1.23	74	90
1-Jun-12	15:58	Fine	002995	2.7705	2.7791	8747.10	8748.10	1.00	1.30	1.30	1.30	78	110
7-Jun-12	8:15	Fine	003064	2.8090	2.8131	8772.10	8773.10	1.00	1.27	1.27	1.27	76	54
7-Jun-12	9:20	Fine	003065	2.8198	2.8255	8773.10	8774.10	1.00	1.27	1.27	1.27	76	75
7-Jun-12	10:25	Fine	003068	2.7937	2.7991	8774.10	8775.10	1.00	1.27	1.27	1.27	76	71
13-Jun-12	13:30	Cloudy	002882	2.7812	2.7823	8799.10	8800.10	1.00	1.21	1.21	1.21	73	15
13-Jun-12	14:35	Cloudy	002881	2.7833	2.7842	8800.10	8801.10	1.00	1.25	1.21	1.23	74	12
13-Jun-12	15:38	Cloudy	002880	2.7774	2.7785	8801.10	8802.10	1.00	1.25	1.25	1.25	75	15
19-Jun-12	13:46	Cloudy	002986	2.7632	2.7741	8825.85	8826.85	1.00	1.29	1.29	1.29	78	141
19-Jun-12	15:13	Cloudy	002984	2.7812	2.7900	8826.85	8827.85	1.00	1.29	1.29	1.29	78	114
19-Jun-12	16:52	Cloudy	002983	2.7719	2.7843	8827.85	8828.85	1.00	1.29	1.29	1.29	78	160
25-Jun-12	8:30	Fine	003080	2.8127	2.8230	8852.85	8853.85	1.00	1.30	1.30	1.30	78	132
25-Jun-12	9:35	Fine	003073	2.8123	2.8235	8853.85	8854.85	1.00	1.30	1.30	1.30	78	144
25-Jun-12	10:38	Fine	003074	2.8077	2.8185	8854.85	8855.85	1.00	1.30	1.30	1.30	78	139



Location: MA1w - International Finance Centre (Western Wing)

Report on 24-hour TSP monitoring

Action Level ($\mu\text{g}/\text{m}^3$) - 173.4

Limit Level ($\mu\text{g}/\text{m}^3$) - 260

Date	Sampling Time	Weather Condition	Filter paper no.	Filter Weight, g		Elapse Time, hr		Sampling Time, hr	Flow Rate, m^3/min			Total Volume, m^3	TSP Level, $\mu\text{g}/\text{m}^3$
				Initial	Final	Initial	Final		Initial, Q_{si}	Final, Q_{sf}	Average		
31-May-12	8:00	Fine	002865	2.7797	2.8838	11837.72	11861.73	24.01	1.28	1.37	1.33	1913	54
6-Jun-12	8:00	Fine	002994	2.7655	2.8529	11864.73	11888.73	24.00	1.32	1.32	1.32	1908	46
12-Jun-12	8:00	Cloudy	003066	2.7878	2.8813	11891.73	11915.73	24.00	1.41	1.68	1.55	2225	42
18-Jun-12	8:00	Cloudy	002875	2.7938	2.8710	11918.33	11942.33	24.00	1.37	1.19	1.28	1841	42
22-Jun-12	8:00	Cloudy	003072	2.8262	2.9506	11945.97	11969.97	24.00	1.39	1.18	1.29	1854	67

Report on 1-hour TSP monitoring

Action Level ($\mu\text{g}/\text{m}^3$) - 325.1

Limit Level ($\mu\text{g}/\text{m}^3$) - 500

Date	Sampling Time	Weather Condition	Filter paper no.	Filter Weight, g		Elapse Time, hr		Sampling Time, hr	Flow Rate, m^3/min			Total Volume, m^3	TSP Level, $\mu\text{g}/\text{m}^3$
				Initial	Final	Initial	Final		Initial, Q_{si}	Final, Q_{sf}	Average		
1-Jun-12	13:31	Fine	003000	2.7628	2.7698	11861.73	11862.73	1.00	1.37	1.33	1.35	81	86
1-Jun-12	14:35	Fine	002998	2.7703	2.7769	11862.73	11863.73	1.00	1.24	1.20	1.22	73	90
1-Jun-12	15:40	Fine	002996	2.7765	2.7844	11863.73	11864.73	1.00	1.35	1.33	1.34	80	98
7-Jun-12	8:00	Fine	003085	2.8057	2.8098	11888.73	11889.73	1.00	1.19	1.25	1.22	73	56
7-Jun-12	9:10	Fine	003084	2.8020	2.8065	11889.73	11890.73	1.00	1.15	1.51	1.33	80	56
7-Jun-12	10:20	Fine	003083	2.8038	2.8097	11890.73	11891.73	1.00	1.28	1.36	1.32	79	75
13-Jun-12	13:46	Cloudy	002879	2.8063	2.8099	11915.73	11916.73	1.00	1.24	1.24	1.24	74	48
13-Jun-12	14:49	Cloudy	002877	2.8023	2.8059	11916.73	11917.73	1.00	1.33	1.33	1.33	80	45
13-Jun-12	15:53	Cloudy	002876	2.7831	2.7876	11917.73	11918.73	1.00	1.28	1.28	1.28	77	59
19-Jun-12	14:05	Cloudy	002985	2.7818	2.7939	11942.33	11943.33	1.00	1.36	1.32	1.34	81	150
19-Jun-12	15:07	Cloudy	002979	2.7797	2.7902	11943.33	11944.33	1.00	1.34	1.32	1.33	80	131
19-Jun-12	16:09	Cloudy	002981	2.7773	2.7894	11944.33	11945.33	1.00	1.32	1.32	1.32	79	153
25-Jun-12	8:40	Fine	003079	2.7977	2.8068	11969.97	11970.97	1.00	1.43	1.41	1.42	85	107
25-Jun-12	9:45	Fine	003069	2.8268	2.8354	11970.97	11971.97	1.00	1.41	1.41	1.41	85	101
25-Jun-12	10:50	Fine	003075	2.8223	2.8304	11971.97	11972.97	1.00	1.39	1.41	1.40	84	96



Location: MA1e - International Finance Centre (Eastern Wing)

Report on 24-hour TSP monitoring

Action Level ($\mu\text{g}/\text{m}^3$) - 173.4
Limit Level ($\mu\text{g}/\text{m}^3$) - 260

Date	Sampling Time	Weather Condition	Filter paper no.	Filter Weight, g		Elapse Time, hr		Sampling Time, hr	Flow Rate, m^3/min			Total Volume, m^3	TSP Level, $\mu\text{g}/\text{m}^3$
				Initial	Final	Initial	Final		Initial, Q_{si}	Final, Q_{sf}	Average		
28-Jun-12	8:00	Fine	003076	2.7996	2.9049	8855.85	8879.85	24.00	1.30	1.29	1.29	1864	56
4-Jul-12	8:00	Sunny	003014	2.7571	2.8178	8882.85	8906.34	23.49	1.33	1.34	1.34	1883	32
10-Jul-12	8:00	Sunny	002968	2.7921	2.8597	8908.34	8932.34	24.00	1.30	1.29	1.30	1865	36
16-Jul-12	8:00	Fine	003169	2.7630	2.8477	8935.34	8959.34	24.00	1.29	1.29	1.29	1864	45
21-Jul-12	8:00	Fine	003281	2.7803	2.9638	8962.34	8986.34	24.00	1.29	1.29	1.29	1861	99

Report on 1-hour TSP monitoring

Action Level ($\mu\text{g}/\text{m}^3$) - 325.1
Limit Level ($\mu\text{g}/\text{m}^3$) - 500

Date	Sampling Time	Weather Condition	Filter paper no.	Filter Weight, g		Elapse Time, hr		Sampling Time, hr	Flow Rate, m^3/min			Total Volume, m^3	TSP Level, $\mu\text{g}/\text{m}^3$
				Initial	Final	Initial	Final		Initial, Q_{si}	Final, Q_{sf}	Average		
29-Jun-12	8:10	Fine	003018	2.7896	2.7983	8879.85	8880.85	1.00	1.35	1.35	1.35	81	107
29-Jun-12	9:15	Fine	002941	2.7736	2.7821	8880.85	8881.85	1.00	1.35	1.35	1.35	81	105
29-Jun-12	10:25	Fine	003016	2.7724	2.7814	8881.85	8882.85	1.00	1.33	1.33	1.33	80	113
5-Jul-12	8:10	Cloudy	003273	2.7568	2.7620	8906.34	8907.34	1.00	1.34	1.34	1.34	80	65
5-Jul-12	9:15	Cloudy	003275	2.7622	2.7663	8907.34	8908.34	1.00	1.34	1.34	1.34	80	51
5-Jul-12	10:30	Cloudy	003272	2.7692	2.7737	8908.34	8909.34	1.00	1.34	1.34	1.34	80	56
11-Jul-12	8:10	Sunny	003277	2.7607	2.7622	8932.34	8933.34	1.00	1.31	1.31	1.31	79	19
11-Jul-12	9:20	Sunny	003278	2.7518	2.7535	8933.34	8934.34	1.00	1.31	1.31	1.31	79	22
11-Jul-12	10:25	Sunny	003172	2.7503	2.7521	8934.34	8935.34	1.00	1.31	1.31	1.31	79	23
17-Jul-12	8:30	Fine	003289	2.7762	2.7799	8959.34	8960.34	1.00	1.29	1.29	1.29	78	48
17-Jul-12	9:40	Fine	003287	2.7855	2.7880	8960.34	8961.34	1.00	1.29	1.29	1.29	78	32
17-Jul-12	10:47	Fine	003285	2.7808	2.7853	8961.34	8962.34	1.00	1.29	1.29	1.29	78	58
23-Jul-12	13:00	Rainy	003338	2.7570	2.7681	8987.35	8988.35	1.00	1.29	1.29	1.29	78	143
23-Jul-12	14:15	Rainy	003350	2.7674	2.7761	8988.35	8989.35	1.00	1.29	1.29	1.29	78	112
23-Jul-12	15:20	Rainy	003253	2.8109	2.8220	8989.35	8990.35	1.00	1.29	1.29	1.29	78	143



Location: MA1w - International Finance Centre (Western Wing)

Report on 24-hour TSP monitoring

Action Level ($\mu\text{g}/\text{m}^3$) - 173.4

Limit Level ($\mu\text{g}/\text{m}^3$) - 260

Date	Sampling Time	Weather Condition	Filter paper no.	Filter Weight, g		Elapse Time, hr		Sampling Time, hr	Flow Rate, m^3/min			Total Volume, m^3	TSP Level, $\mu\text{g}/\text{m}^3$
				Initial	Final	Initial	Final		Initial, Q_{si}	Final, Q_{sf}	Average		
28-Jun-12	8:00	Fine	003077	2.8041	2.9309	11972.97	11996.97	24.00	1.63	1.43	1.53	2202	58
4-Jul-12	8:00	Sunny	002943	2.7532	2.7899	11999.97	12023.97	24.00	1.31	1.28	1.30	1866	20
10-Jul-12	8:00	Sunny	002969	2.7978	2.8641	12026.97	12050.97	24.00	1.67	1.67	1.67	2402	28
16-Jul-12	8:00	Fine	003171	2.7556	2.8535	12053.97	12077.97	24.00	1.63	1.35	1.49	2146	46
21-Jul-12	8:00	Fine	003283	2.7887	2.8894	12080.97	12104.97	24.00	1.35	1.35	1.35	1946	52

Report on 1-hour TSP monitoring

Action Level ($\mu\text{g}/\text{m}^3$) - 325.1

Limit Level ($\mu\text{g}/\text{m}^3$) - 500

Date	Sampling Time	Weather Condition	Filter paper no.	Filter Weight, g		Elapse Time, hr		Sampling Time, hr	Flow Rate, m^3/min			Total Volume, m^3	TSP Level, $\mu\text{g}/\text{m}^3$
				Initial	Final	Initial	Final		Initial, Q_{si}	Final, Q_{sf}	Average		
29-Jun-12	8:15	Fine	003017	2.8074	2.8186	11996.97	11997.97	1.00	1.35	1.35	1.35	81	138
29-Jun-12	9:25	Fine	002942	2.7607	2.7708	11997.97	11998.97	1.00	1.27	1.27	1.27	76	132
29-Jun-12	10:35	Fine	003015	2.7566	2.7676	11998.97	11999.97	1.00	1.39	1.35	1.37	82	134
5-Jul-12	8:05	Cloudy	003271	2.7719	2.7779	12023.97	12024.97	1.00	1.45	1.34	1.40	84	72
5-Jul-12	9:30	Cloudy	003274	2.7554	2.7612	12024.97	12025.97	1.00	1.63	1.63	1.63	98	59
5-Jul-12	10:40	Cloudy	003276	2.7565	2.7631	12025.97	12026.97	1.00	1.47	1.36	1.42	85	78
11-Jul-12	8:20	Cloudy	003174	2.7503	2.7563	12050.97	12051.97	1.00	1.63	1.63	1.63	98	61
11-Jul-12	9:25	Cloudy	003173	2.7581	2.7640	12051.97	12052.97	1.00	1.63	1.63	1.63	98	60
11-Jul-12	10:30	Cloudy	003168	2.7497	2.7545	12052.97	12053.97	1.00	1.63	1.63	1.63	98	49
17-Jul-12	8:40	Fine	003288	2.7835	2.7880	12077.97	12078.97	1.00	1.51	1.63	1.57	94	48
17-Jul-12	9:50	Fine	003286	2.7768	2.7897	12078.97	12079.97	1.00	1.67	1.82	1.75	105	123
17-Jul-12	10:55	Fine	003284	2.7667	2.7721	12079.97	12080.97	1.00	1.35	1.63	1.49	89	60
23-Jul-12	8:35	Rainy	003336	2.7516	2.7628	12104.99	12105.99	1.00	1.27	1.27	1.27	76	147
23-Jul-12	13:00	Rainy	003337	2.7559	2.7662	12105.99	12106.99	1.00	1.27	1.27	1.27	76	135
23-Jul-12	14:05	Rainy	003339	2.7507	2.7613	12106.99	12107.99	1.00	1.27	1.27	1.27	76	139



Location: CMA1b - Oil St Community Liaison Centre

Report on 24-hour TSP monitoring

Action Level ($\mu\text{g}/\text{m}^3$) - 176.7

Limit Level ($\mu\text{g}/\text{m}^3$) - 260

Date	Sampling Time	Weather Condition	Filter paper no.	Filter Weight, g		Elapse Time, hr		Sampling Time, hr	Flow Rate, m^3/min			Total Volume, m^3	TSP Level, $\mu\text{g}/\text{m}^3$
				Initial	Final	Initial	Final		Initial, Q_{si}	Final, Q_{sf}	Average		
28-Jun-12	8:00	Fine	003034	2.8051	2.9286	1243.79	1267.78	23.99	1.19	1.18	1.19	1706	72
4-Jul-12	8:00	Sunny	002971	2.7872	2.8940	1270.78	1294.78	24.00	1.14	1.14	1.14	1643	65
10-Jul-12	8:00	Sunny	002554	2.7448	2.8381	1297.78	1321.78	24.00	1.19	1.19	1.19	1709	55
16-Jul-12	8:00	Fine	003392	2.7593	2.8301	1325.79	1349.79	24.00	0.95	0.95	0.95	1370	52
21-Jul-12	8:00	Fine	003330	2.7485	2.9649	1351.79	1376.78	24.99	1.04	1.04	1.04	1565	138

Report on 1-hour TSP monitoring

Action Level ($\mu\text{g}/\text{m}^3$) - 320.1

Limit Level ($\mu\text{g}/\text{m}^3$) - 500

Date	Sampling Time	Weather Condition	Filter paper no.	Filter Weight, g		Elapse Time, hr		Sampling Time, hr	Flow Rate, m^3/min			Total Volume, m^3	TSP Level, $\mu\text{g}/\text{m}^3$
				Initial	Final	Initial	Final		Initial, Q_{si}	Final, Q_{sf}	Average		
29-Jun-12	13:05	Fine	002976	2.7622	2.7825	1267.78	1268.78	1.00	1.18	1.18	1.18	71	286
29-Jun-12	14:16	Fine	002974	2.7829	2.8026	1268.78	1269.78	1.00	1.18	1.18	1.18	71	277
29-Jun-12	15:30	Fine	002972	2.8036	2.8223	1269.78	1270.78	1.00	1.18	1.18	1.18	71	263
5-Jul-12	13:35	Cloudy	002476	2.7430	2.7579	1294.78	1295.78	1.00	1.00	1.14	1.07	64	232
5-Jul-12	14:44	Cloudy	002874	2.7848	2.7980	1295.78	1296.78	1.00	1.00	1.00	1.00	60	220
5-Jul-12	15:46	Cloudy	003010	2.7499	2.7649	1296.78	1297.78	1.00	1.21	1.19	1.20	72	208
11-Jul-12	8:19	Cloudy	003177	2.7546	2.7586	1322.78	1323.79	1.01	1.14	1.14	1.14	69	58
11-Jul-12	10:32	Cloudy	003180	2.7517	2.7567	1323.79	1324.79	1.00	1.14	1.14	1.14	68	73
11-Jul-12	13:00	Cloudy	003182	2.7424	2.7469	1324.79	1325.79	1.00	1.14	1.14	1.14	68	66
17-Jul-12	8:33	Fine	003313	2.7750	2.7804	1349.79	1350.79	1.00	1.14	1.14	1.14	68	79
17-Jul-12	9:38	Fine	003311	2.7866	2.7909	1350.79	1351.79	1.00	1.19	1.19	1.19	71	60
17-Jul-12	10:41	Fine	003309	2.7883	2.7935	1351.79	1352.79	1.00	1.14	1.04	1.09	66	79
23-Jul-12	8:09	Rainy	003395	2.7652	2.7792	1376.78	1377.78	1.00	1.14	1.14	1.14	68	205
23-Jul-12	9:50	Rainy	003397	2.7800	2.7897	1377.78	1378.78	1.00	1.04	1.04	1.04	63	155
23-Jul-12	10:55	Rainy	003328	2.7575	2.7671	1378.78	1379.78	1.00	1.18	1.18	1.18	71	135

Location: CMA2a - Causeway Bay Community Centre

Report on 24-hour TSP monitoring
Action Level ($\mu\text{g}/\text{m}^3$) - 169.5
Limit Level ($\mu\text{g}/\text{m}^3$) - 260

Date	Sampling Time	Weather Condition	Filter paper no.	Filter Weight, g		Elapse Time, hr		Sampling Time, hr	Flow Rate, m^3/min			Total Volume, m^3	TSP Level, $\mu\text{g}/\text{m}^3$
				Initial	Final	Initial	Final		Initial, Q_{si}	Final, Q_{sf}	Average		
28-Jun-12	8:00	Fine	003033	2.7918	2.9458	10954.35	10978.34	23.99	1.40	1.40	1.40	2013	77
4-Jul-12	8:00	Sunny	002973	2.7834	2.9043	10981.34	11005.35	24.01	1.40	1.40	1.40	2018	60
10-Jul-12	8:00	Sunny	002552	2.7467	2.8545	11008.35	11032.35	24.00	1.42	1.42	1.42	2047	53
16-Jul-12	8:00	Fine	003183	2.7471	2.8661	11035.35	11059.34	23.99	1.38	1.38	1.38	1981	60
21-Jul-12	8:00	Fine	003306	2.7874	3.0485	11062.34	11086.34	24.00	1.37	1.38	1.38	1981	132

Report on 1-hour TSP monitoring
Action Level ($\mu\text{g}/\text{m}^3$) - 323.4
Limit Level ($\mu\text{g}/\text{m}^3$) - 500

Date	Sampling Time	Weather Condition	Filter paper no.	Filter Weight, g		Elapse Time, hr		Sampling Time, hr	Flow Rate, m^3/min			Total Volume, m^3	TSP Level, $\mu\text{g}/\text{m}^3$
				Initial	Final	Initial	Final		Initial, Q_{si}	Final, Q_{sf}	Average		
29-Jun-12	10:58	Fine	002978	2.7694	2.7864	10978.34	10979.34	1.00	1.38	1.38	1.38	83	206
29-Jun-12	13:04	Fine	002977	2.7731	2.7915	10979.34	10980.34	1.00	1.38	1.38	1.38	83	223
29-Jun-12	14:14	Fine	002975	2.7715	2.7895	10980.34	10981.34	1.00	1.38	1.38	1.38	83	218
5-Jul-12	13:48	Cloudy	003001	2.7446	2.7561	11005.35	11006.35	1.00	1.42	1.42	1.42	85	135
5-Jul-12	14:54	Cloudy	002873	2.7829	2.7960	11006.35	11007.35	1.00	1.42	1.42	1.42	85	153
5-Jul-12	15:57	Cloudy	002872	2.7844	2.7966	11007.35	11008.35	1.00	1.42	1.42	1.42	85	143
11-Jul-12	8:30	Sunny	003176	2.7583	2.7621	11032.35	11033.35	1.00	1.42	1.42	1.42	85	45
11-Jul-12	9:42	Sunny	003178	2.7562	2.7604	11033.35	11034.35	1.00	1.42	1.42	1.42	85	49
11-Jul-12	10:47	Sunny	003181	2.7399	2.7449	11034.35	11035.35	1.00	1.42	1.42	1.42	85	59
17-Jul-12	8:44	Fine	003332	2.7368	2.7442	11059.34	11060.34	1.00	1.38	1.38	1.38	83	90
17-Jul-12	9:48	Fine	003310	2.7857	2.7930	11060.34	11061.34	1.00	1.38	1.38	1.38	83	88
17-Jul-12	10:51	Fine	003308	2.7976	2.8053	11061.34	11062.34	1.00	1.38	1.38	1.38	83	93
23-Jul-12	8:21	Rainy	003396	2.7786	2.7902	11086.34	11087.34	1.00	1.42	1.42	1.42	85	136
23-Jul-12	9:58	Rainy	003398	2.7957	2.8041	11087.34	11088.34	1.00	1.42	1.42	1.42	85	99
23-Jul-12	13:00	Rainy	003327	2.7504	2.7586	11088.34	11089.34	1.00	1.42	1.42	1.42	85	96



Location: CMA3a - CWB PRE Site Office Area

Report on 24-hour TSP monitoring
 Action Level ($\mu\text{g}/\text{m}^3$) - 171
 Limit Level ($\mu\text{g}/\text{m}^3$) - 260

Date	Sampling Time	Weather Condition	Filter paper no.	Filter Weight, g		Elapse Time, hr		Sampling Time, hr	Flow Rate, m^3/min			Total Volume, m^3	TSP Level, $\mu\text{g}/\text{m}^3$
				Initial	Final	Initial	Final		Initial, Q_{si}	Final, Q_{sf}	Average		
28-Jun-12	8:00	Fine	002389	2.8090	2.9651	11649.84	11673.83	23.99	1.50	1.49	1.50	2154	72
4-Jul-12	8:00	Sunny	002533	2.7672	2.9067	11676.83	11700.83	24.00	1.47	1.48	1.47	2123	66
11-Jul-12	8:00	Sunny	003214	2.7523	2.8219	11706.71	11730.71	24.00	1.47	1.47	1.47	2122	33
18-Jul-12	8:00	Fine	003371	2.7665	2.8782	11733.70	11757.70	24.00	1.52	1.52	1.52	2189	51
21-Jul-12	8:00	Fine	003334	2.7514	3.0932	11757.70	11781.70	24.00	1.57	1.56	1.57	2254	152

* Due to lack of electricity supply, the 24 hr-TSP was rescheduled from 10 and 16 July 2012 to 11 and 18 July 2012

Report on 1-hour TSP monitoring
 Action Level ($\mu\text{g}/\text{m}^3$) - 311.3
 Limit Level ($\mu\text{g}/\text{m}^3$) - 500

Date	Sampling Time	Weather Condition	Filter paper no.	Filter Weight, g		Elapse Time, hr		Sampling Time, hr	Flow Rate, m^3/min			Total Volume, m^3	TSP Level, $\mu\text{g}/\text{m}^3$
				Initial	Final	Initial	Final		Initial, Q_{si}	Final, Q_{sf}	Average		
29-Jun-12	9:42	Fine	002539	2.7680	2.7949	11673.83	11674.83	1.00	1.47	1.47	1.47	88	305
29-Jun-12	10:45	Fine	002537	2.7591	2.7855	11674.83	11675.83	1.00	1.47	1.47	1.47	88	299
29-Jun-12	13:00	Fine	002535	2.7406	2.7669	11675.83	11676.83	1.00	1.47	1.47	1.47	88	298
5-Jul-12	8:08	Cloudy	002475	2.7091	2.7255	11700.83	11701.83	1.00	1.48	1.48	1.48	89	185
5-Jul-12	9:10	Cloudy	002558	2.7537	2.7704	11701.83	11702.83	1.00	1.48	1.48	1.48	89	189
5-Jul-12	13:00	Cloudy	002557	2.7606	2.7763	11702.83	11703.83	1.00	1.48	1.48	1.48	89	177
11-Jul-12	8:40	Sunny	002970	2.7945	2.8001	11703.71	11704.71	1.00	1.47	1.47	1.47	88	63
11-Jul-12	9:46	Sunny	002870	2.7983	2.8041	11704.71	11705.71	1.00	1.47	1.47	1.47	88	66
11-Jul-12	10:53	Sunny	003215	2.7438	2.7481	11705.71	11706.71	1.00	1.47	1.47	1.47	88	49
17-Jul-12	11:00	Fine	003319	2.7624	2.7742	11730.71	11731.70	0.99	1.42	1.42	1.42	85	139
17-Jul-12	13:00	Fine	003322	2.7580	2.7688	11731.70	11732.70	1.00	1.47	1.47	1.47	88	122
17-Jul-12	14:05	Fine	003166	2.7505	2.7626	11732.70	11733.70	1.00	1.47	1.47	1.47	88	137
24-Jul-12	13:05	Fine	002424	2.7323	2.7498	11781.70	11782.70	1.00	1.43	1.43	1.43	86	205
24-Jul-12	14:41	Fine	003351	2.7540	2.7717	11782.70	11783.70	1.00	1.43	1.43	1.43	86	207
24-Jul-12	15:44	Fine	003342	2.7500	2.7673	11783.70	11784.70	1.00	1.43	1.43	1.43	86	202

* Due to adverse weather condition, the 1-hr TSP was rescheduled from 23 July 2012 to 24 July 2012



Location: CMA4a - SPCA

Report on 24-hour TSP monitoring

Action Level ($\mu\text{g}/\text{m}^3$) - 171.2
Limit Level ($\mu\text{g}/\text{m}^3$) - 260

Date	Sampling Time	Weather Condition	Filter paper no.	Filter Weight, g		Elapse Time, hr		Sampling Time, hr	Flow Rate, m^3/min			Total Volume, m^3	TSP Level, $\mu\text{g}/\text{m}^3$
				Initial	Final	Initial	Final		Initial, Q_{si}	Final, Q_{sf}	Average		
28-Jun-12	8:00	Fine	002543	2.7397	2.8500	15175.14	15199.14	24.00	1.20	1.19	1.19	1720	64
4-Jul-12	8:00	Sunny	002542	2.7523	2.8525	15202.14	15226.14	24.00	1.27	1.27	1.27	1830	55
10-Jul-12	8:00	Sunny	002965	2.7730	2.8285	15229.14	15253.14	24.00	1.22	1.22	1.22	1757	32
16-Jul-12	8:00	Fine	003216	2.7408	2.7974	15256.14	15280.13	23.99	1.19	1.19	1.19	1720	33
21-Jul-12	8:00	Fine	003321	2.7512	3.0092	15283.13	15307.13	24.00	1.22	1.22	1.22	1754	147

Report on 1-hour TSP monitoring

Action Level ($\mu\text{g}/\text{m}^3$) - 312.5
Limit Level ($\mu\text{g}/\text{m}^3$) - 500

Date	Sampling Time	Weather Condition	Filter paper no.	Filter Weight, g		Elapse Time, hr		Sampling Time, hr	Flow Rate, m^3/min			Total Volume, m^3	TSP Level, $\mu\text{g}/\text{m}^3$
				Initial	Final	Initial	Final		Initial, Q_{si}	Final, Q_{sf}	Average		
29-Jun-12	9:55	Fine	002538	2.7644	2.7832	15199.14	15200.14	1.00	1.17	1.17	1.17	70	268
29-Jun-12	10:59	Fine	002536	2.7573	2.7779	15200.14	15201.14	1.00	1.17	1.17	1.17	70	294
29-Jun-12	13:00	Fine	002534	2.7547	2.7755	15201.14	15202.14	1.00	1.17	1.17	1.17	70	297
5-Jul-12	8:18	Cloudy	002541	2.7430	2.7554	15226.14	15227.14	1.00	1.17	1.17	1.17	70	176
5-Jul-12	9:22	Cloudy	002477	2.7163	2.7270	15227.14	15228.14	1.00	1.17	1.17	1.17	70	152
5-Jul-12	13:00	Cloudy	002553	2.7588	2.7692	15228.14	15229.14	1.00	1.17	1.17	1.17	70	148
11-Jul-12	8:51	Sunny	003217	2.7567	2.7596	15253.14	15254.14	1.00	0.93	0.97	0.95	57	51
11-Jul-12	9:56	Sunny	002869	2.7920	2.7956	15254.14	15255.14	1.00	1.02	1.02	1.02	61	59
11-Jul-12	13:00	Sunny	002871	2.7927	2.7955	15255.14	15256.14	1.00	1.22	1.17	1.19	72	39
17-Jul-12	10:50	Fine	003317	2.7617	2.7672	15280.13	15281.13	1.00	1.22	1.22	1.22	73	75
17-Jul-12	13:00	Fine	003225	2.7512	2.7572	15281.13	15282.13	1.00	1.22	1.22	1.22	73	82
17-Jul-12	14:00	Fine	003320	2.7521	2.7576	15282.13	15283.13	1.00	1.22	1.22	1.22	73	75
24-Jul-12	13:20	Rainy	002425	2.7200	2.7305	15307.13	15308.13	1.00	1.17	1.17	1.17	70	149
24-Jul-12	14:40	Rainy	003290	2.7766	2.7857	15308.13	15309.13	1.00	1.22	1.22	1.22	73	124
24-Jul-12	16:06	Rainy	003292	2.7808	2.7926	15309.13	15310.13	1.00	1.22	1.22	1.22	73	161

* Due to adverse weather condition, the 1-hr TSP was rescheduled from 23 July 2012 to 24 July 2012.



Location: CMA5a - Children Garden opposite to Pedestrian Plaza

Report on 24-hour TSP monitoring

Action Level ($\mu\text{g}/\text{m}^3$) - 181
Limit Level ($\mu\text{g}/\text{m}^3$) - 260

Date	Sampling Time	Weather Condition	Filter paper no.	Filter Weight, g		Elapse Time, hr		Sampling Time, hr	Flow Rate, m^3/min			Total Volume, m^3	TSP Level, $\mu\text{g}/\text{m}^3$
				Initial	Final	Initial	Final		Initial, Q_{si}	Final, Q_{sf}	Average		
28-Jun-12	8:00	Fine	002388	2.8056	2.9412	16164.93	16188.92	23.99	1.46	1.45	1.45	2094	65
5-Jul-12	15:17	Cloudy	003154	2.7632	2.8384	16198.32	16222.32	24.00	1.46	1.46	1.46	2102	36
10-Jul-12	8:00	Cloudy	003270	2.7614	2.8315	16222.32	16246.32	24.00	1.46	1.45	1.46	2097	33
16-Jul-12	8:00	Fine	003143	2.7429	2.8259	16249.32	16273.31	23.99	1.45	1.45	1.45	2094	40
24-Jul-12	8:00	Rainy	003359	2.7620	2.9921	16282.40	16306.41	24.01	1.46	1.46	1.46	2104	109

* Due to lack of electricity supply, the 24 hr-TSP was rescheduled from 4 and 21 July 2012 to 5 and 24 July 2012

Report on 1-hour TSP monitoring

Action Level ($\mu\text{g}/\text{m}^3$) - 332
Limit Level ($\mu\text{g}/\text{m}^3$) - 500

Date	Sampling Time	Weather Condition	Filter paper no.	Filter Weight, g		Elapse Time, hr		Sampling Time, hr	Flow Rate, m^3/min			Total Volume, m^3	TSP Level, $\mu\text{g}/\text{m}^3$
				Initial	Final	Initial	Final		Initial, Q_{si}	Final, Q_{sf}	Average		
29-Jun-12	9:55	Fine	002442	2.7152	2.7303	16188.92	16189.92	1.00	1.45	1.45	1.45	87	173
29-Jun-12	11:00	Fine	003165	2.7417	2.7573	16189.92	16190.92	1.00	1.45	1.45	1.45	87	179
29-Jun-12	13:00	Fine	003163	2.7532	2.7698	16190.92	16191.92	1.00	1.45	1.45	1.45	87	190
5-Jul-12	8:55	Cloudy	003159	2.7411	2.7507	16195.32	16196.32	1.00	1.46	1.46	1.46	88	110
5-Jul-12	10:45	Cloudy	003142	2.7527	2.7609	16196.32	16197.32	1.00	1.46	1.46	1.46	88	94
5-Jul-12	13:00	Cloudy	003156	2.7480	2.7576	16197.32	16198.32	1.00	1.46	1.46	1.46	88	110
11-Jul-12	8:56	Sunny	003315	2.7558	2.7599	16246.32	16247.32	1.00	1.45	1.45	1.45	87	47
11-Jul-12	9:58	Sunny	003147	2.7741	2.7782	16247.32	16248.32	1.00	1.45	1.45	1.45	87	47
11-Jul-12	11:00	Sunny	003145	2.7751	2.7796	16248.32	16249.32	1.00	1.45	1.45	1.45	87	52
17-Jul-12	13:00	Fine	003305	2.8046	2.8098	16273.31	16274.31	1.00	1.45	1.45	1.45	87	60
17-Jul-12	14:44	Fine	003301	2.7962	2.8014	16274.31	16275.31	1.00	1.45	1.45	1.45	87	60
17-Jul-12	15:50	Fine	003299	2.7920	2.7973	16275.31	16276.31	1.00	1.45	1.45	1.45	87	61
23-Jul-12	10:00	Rainy	003324	2.7466	2.7599	16279.4	16280.4	1.00	1.34	1.34	1.34	80	165
23-Jul-12	13:00	Rainy	003170	2.7561	2.7690	16280.4	16281.4	1.00	1.45	1.45	1.45	87	149
23-Jul-12	16:30	Rainy	003251	2.8009	2.8118	16281.4	16282.4	1.00	1.45	1.45	1.45	87	126



Location: MA1e - International Finance Centre (Eastern Wing)

Report on 24-hour TSP monitoring
Action Level ($\mu\text{g}/\text{m}^3$) - 173.4
Limit Level ($\mu\text{g}/\text{m}^3$) - 260

Date	Sampling Time	Weather Condition	Filter paper no.	Filter Weight, g		Elapse Time, hr		Sampling Time, hr	Flow Rate, m^3/min			Total Volume, m^3	TSP Level, $\mu\text{g}/\text{m}^3$
				Initial	Final	Initial	Final		Initial, Q_{si}	Final, Q_{sf}	Average		
27-Jul-12	8:00	Cloudy	003252	2.8090	2.8980	8990.35	9014.35	24.00	1.30	1.30	1.30	1872	48
2-Aug-12	8:00	Fine	002946	2.7773	3.0613	9017.35	9041.35	24.00	1.29	1.29	1.29	1858	153
8-Aug-12	8:00	Fine	003689	2.7324	2.9334	9044.35	9068.35	24.00	1.29	1.29	1.29	1859	108
14-Aug-12	8:00	Fine	003618	2.8671	2.9469	9071.34	9095.37	24.03	1.24	1.23	1.24	1782	45
20-Aug-12	8:00	Sunny	003859	2.7170	2.8640	9098.34	9122.34	24.00	1.21	1.21	1.21	1742	84
25-Aug-12	8:00	Fine	003262	2.7736	3.0279	9125.34	9149.34	24.00	1.21	1.21	1.21	1742	146

Report on 1-hour TSP monitoring
Action Level ($\mu\text{g}/\text{m}^3$) - 325.1
Limit Level ($\mu\text{g}/\text{m}^3$) - 500

Date	Sampling Time	Weather Condition	Filter paper no.	Filter Weight, g		Elapse Time, hr		Sampling Time, hr	Flow Rate, m^3/min			Total Volume, m^3	TSP Level, $\mu\text{g}/\text{m}^3$
				Initial	Final	Initial	Final		Initial, Q_{si}	Final, Q_{sf}	Average		
28-Jul-12	8:15	Fine	002949	2.7667	2.7744	9014.35	9015.35	1.00	1.30	1.30	1.30	78	99
28-Jul-12	9:18	Fine	002960	2.7599	2.7677	9015.35	9016.35	1.00	1.30	1.30	1.30	78	100
28-Jul-12	10:22	Fine	002962	2.7541	2.7615	9016.35	9017.35	1.00	1.30	1.30	1.30	78	95
3-Aug-12	8:25	Fine	002951	2.7347	2.7537	9041.35	9042.35	1.00	1.29	1.29	1.29	77	245
3-Aug-12	9:28	Fine	002933	2.7744	2.7908	9042.35	9043.35	1.00	1.29	1.29	1.29	77	212
3-Aug-12	10:33	Fine	002935	2.7837	2.8018	9043.35	9044.35	1.00	1.29	1.29	1.29	77	234
9-Aug-12	13:00	Fine	003866	2.6861	2.7008	9068.34	9069.34	1.00	1.27	1.27	1.27	76	193
9-Aug-12	14:05	Fine	003868	2.6843	2.6970	9069.35	9070.35	1.00	1.25	1.25	1.25	75	169
9-Aug-12	15:10	Fine	003640	2.7178	2.7280	9070.35	9071.35	1.00	1.25	1.25	1.25	75	136
15-Aug-12	8:00	Fine	003862	2.7010	2.7071	9095.34	9096.34	1.00	1.23	1.23	1.23	74	82
15-Aug-12	9:10	Fine	003861	2.6925	2.6993	9096.34	9097.34	1.00	1.23	1.23	1.23	74	92
15-Aug-12	10:10	Fine	003860	2.6892	2.6966	9097.34	9098.34	1.00	1.23	1.23	1.23	74	100
21-Aug-12	8:00	Sunny	003264	2.7629	2.7745	9122.34	9123.34	1.00	1.24	1.24	1.24	74	156
21-Aug-12	9:00	Sunny	003265	2.7518	2.7570	9123.34	9124.34	1.00	1.33	1.33	1.33	80	65
21-Aug-12	10:00	Sunny	003266	2.7499	2.7594	9124.34	9125.34	1.00	1.19	1.19	1.19	72	133
27-Aug-12	8:45	Fine	003682	2.7474	2.7566	9150.34	9151.34	1.00	1.19	1.19	1.19	71	129
27-Aug-12	9:48	Fine	003664	2.7448	2.7584	9151.34	9152.34	1.00	1.19	1.19	1.19	71	191
27-Aug-12	10:50	Fine	003388	2.7666	2.7756	9153.32	9154.32	1.00	1.19	1.19	1.19	71	126



Location: MA1w - International Finance Centre (Western Wing)

Report on 24-hour TSP monitoring

Action Level ($\mu\text{g}/\text{m}^3$) - 173.4

Limit Level ($\mu\text{g}/\text{m}^3$) - 260

Date	Sampling Time	Weather Condition	Filter paper no.	Filter Weight, g		Elapse Time, hr		Sampling Time, hr	Flow Rate, m^3/min			Total Volume, m^3	TSP Level, $\mu\text{g}/\text{m}^3$
				Initial	Final	Initial	Final		Initial, Q_{si}	Final, Q_{sf}	Average		
28-Jul-12	11:40	Fine	002950	2.7611	2.8543	12111.05	12135.05	24.00	1.34	1.33	1.34	1930	48
2-Aug-12	8:00	Fine	002931	2.7685	3.0789	12135.05	12159.05	24.00	1.35	1.58	1.47	2117	147
8-Aug-12	8:00	Fine	003688	2.7388	2.9708	12162.05	12186.05	24.00	1.58	1.58	1.58	2281	102
14-Aug-12	8:00	Fine	003619	2.8893	2.9940	12289.06	12313.06	24.00	1.60	1.30	1.45	2089	50
20-Aug-12	8:00	Sunny	003863	2.7090	2.8490	12216.06	12240.06	24.00	1.30	1.30	1.30	1872	75
25-Aug-12	8:00	Fine	003863	2.7090	2.8490	12243.06	12267.06	24.00	1.32	1.32	1.32	1901	74

* Due to lack of electricity supply, the 24 hr-TSP was rescheduled from 27 Jul 12 to 28 Jul 12

Report on 1-hour TSP monitoring

Action Level ($\mu\text{g}/\text{m}^3$) - 325.1

Limit Level ($\mu\text{g}/\text{m}^3$) - 500

Date	Sampling Time	Weather Condition	Filter paper no.	Filter Weight, g		Elapse Time, hr		Sampling Time, hr	Flow Rate, m^3/min			Total Volume, m^3	TSP Level, $\mu\text{g}/\text{m}^3$
				Initial	Final	Initial	Final		Initial, Q_{si}	Final, Q_{sf}	Average		
28-Jul-12	8:20	Fine	003341	2.7513	2.7617	12108.05	12109.05	1.00	1.32	1.32	1.32	79	132
28-Jul-12	9:23	Fine	002961	2.7545	2.7627	12109.05	12110.05	1.00	1.32	1.32	1.32	79	104
28-Jul-12	10:30	Fine	002963	2.7540	2.7599	12110.05	12111.05	1.00	1.32	1.32	1.32	79	75
3-Aug-12	8:35	Fine	002932	2.7690	2.7912	12159.05	12160.05	1.00	1.58	1.58	1.58	95	234
3-Aug-12	9:38	Fine	002934	2.7841	2.8042	12160.05	12161.05	1.00	1.58	1.58	1.58	95	212
3-Aug-12	10:45	Fine	003690	2.7480	2.7671	12161.05	12162.05	1.00	1.58	1.58	1.58	95	201
9-Aug-12	13:10	Fine	003637	2.7115	2.7281	12186.05	12187.05	1.00	1.35	1.35	1.35	81	205
9-Aug-12	14:10	Fine	003867	2.6865	2.6964	12187.06	12188.06	1.00	1.35	1.35	1.35	81	122
9-Aug-12	15:19	Fine	003869	2.7403	2.7561	12188.06	12189.06	1.00	1.27	1.27	1.27	76	207
15-Aug-12	8:00	Fine	003864	2.6983	2.7054	12313.06	12314.06	1.00	1.34	1.34	1.34	80	88
15-Aug-12	9:00	Fine	003865	2.6963	2.7022	12314.06	12315.06	1.00	1.34	1.34	1.34	80	73
15-Aug-12	10:00	Fine	003636	2.7178	2.7235	12315.06	12316.06	1.00	1.34	1.34	1.34	80	71
21-Aug-12	8:00	Sunny	003267	2.7553	2.7658	12240.06	12241.06	1.00	1.62	1.62	1.62	97	108
21-Aug-12	9:00	Sunny	003268	2.7598	2.7688	12241.06	12242.06	1.00	1.34	1.34	1.34	81	112
21-Aug-12	10:00	Sunny	003269	2.7841	2.7950	12242.06	12243.06	1.00	1.58	1.58	1.58	95	115
27-Aug-12	8:50	Fine	003683	2.7675	2.7758	12268.08	12269.08	1.00	1.30	1.30	1.30	78	106
27-Aug-12	9:53	Fine	003685	2.7378	2.7465	12269.08	12270.09	1.01	1.30	1.30	1.30	79	110
27-Aug-12	10:55	Fine	003389	2.7682	2.7779	12270.08	12271.08	1.00	1.30	1.30	1.30	78	124



Location: CMA1b - Oil St Community Liaison Centre

Report on 24-hour TSP monitoring

Action Level ($\mu\text{g}/\text{m}^3$) - 176.7

Limit Level ($\mu\text{g}/\text{m}^3$) - 260

Date	Sampling Time	Weather Condition	Filter paper no.	Filter Weight, g		Elapse Time, hr		Sampling Time, hr	Flow Rate, m^3/min			Total Volume, m^3	TSP Level, $\mu\text{g}/\text{m}^3$
				Initial	Final	Initial	Final		Initial, Q_{si}	Final, Q_{sf}	Average		
31-Jul-12	13:55	Haze	003694	2.7513	2.8666	1399.69	1423.69	24.00	1.18	1.18	1.18	1699	68
2-Aug-12	13:55	Fine	003679	2.7631	3.0047	1418.69	1442.69	24.00	1.18	1.18	1.18	1699	142
8-Aug-12	13:55	Fine	003674	2.7420	2.9486	1445.69	1469.69	24.00	1.23	1.23	1.23	1768	117
14-Aug-12	8:00	Fine	003644	2.7240	2.8372	1472.69	1496.68	23.99	1.15	1.15	1.15	1655	68
21-Aug-12	8:00	Sunny	003492	2.8223	2.9067	1508.65	1532.65	24.00	1.20	1.20	1.20	1728	49
25-Aug-12	8:00	Fine	003373	2.7670	2.9231	1532.65	1556.65	24.00	1.19	1.19	1.19	1714	91

* Due to lack of electricity supply, the 24 hr-TSP was rescheduled from 27 Jul and 20 Aug 12 to 31 Jul and 21 Aug 12

Report on 1-hour TSP monitoring

Action Level ($\mu\text{g}/\text{m}^3$) - 320.1

Limit Level ($\mu\text{g}/\text{m}^3$) - 500

Date	Sampling Time	Weather Condition	Filter paper no.	Filter Weight, g		Elapse Time, hr		Sampling Time, hr	Flow Rate, m^3/min			Total Volume, m^3	TSP Level, $\mu\text{g}/\text{m}^3$
				Initial	Final	Initial	Final		Initial, Q_{si}	Final, Q_{sf}	Average		
28-Jul-12	8:00	Fine	002497	2.7316	2.7445	1387.95	1388.95	1.00	1.19	1.19	1.19	71	181
28-Jul-12	9:20	Fine	003344	2.7454	2.7517	1388.95	1389.95	1.00	1.19	1.19	1.19	71	88
28-Jul-12	10:22	Fine	003346	2.7556	2.7638	1389.95	1390.95	1.00	1.19	1.19	1.19	71	115
3-Aug-12	8:33	Fine	003678	2.7477	2.7685	1442.69	1443.69	1.00	1.18	1.18	1.18	71	294
3-Aug-12	9:40	Fine	003676	2.7438	2.7641	1443.69	1444.69	1.00	1.18	1.18	1.18	71	287
3-Aug-12	10:44	Fine	003675	2.7332	2.7527	1444.69	1445.69	1.00	1.18	1.18	1.18	71	275
9-Aug-12	10:50	Fine	003652	2.7268	2.7390	1469.69	1470.69	1.00	1.13	1.09	1.11	67	183
9-Aug-12	13:06	Fine	003642	2.7403	2.7515	1470.69	1471.69	1.00	1.04	0.99	1.02	61	183
9-Aug-12	14:10	Fine	003643	2.7224	2.7321	1471.69	1472.69	1.00	1.04	0.95	0.99	60	163
15-Aug-12	13:35	Fine	003645	2.7137	2.7204	1496.68	1497.68	1.00	1.15	1.15	1.15	69	97
15-Aug-12	14:42	Fine	003635	2.7164	2.7222	1497.68	1498.68	1.00	1.15	1.15	1.15	69	84
15-Aug-12	15:50	Fine	003203	2.7422	2.7510	1498.68	1499.68	1.00	1.17	1.17	1.17	70	125
21-Aug-12	8:17	Sunny	003481	2.8041	2.8101	1505.65	1506.65	1.00	1.10	1.10	1.10	66	91
21-Aug-12	9:23	Sunny	003484	2.8199	2.8239	1506.65	1507.65	1.00	1.20	1.20	1.20	72	56
21-Aug-12	10:26	Sunny	003487	2.7965	2.8000	1507.65	1508.65	1.00	1.24	1.20	1.22	73	48
27-Aug-12	8:40	Fine	003658	2.7283	2.7394	1556.65	1557.65	1.00	1.15	1.06	1.10	66	168
27-Aug-12	9:43	Fine	003648	2.7113	2.7233	1557.65	1558.65	1.00	1.10	1.06	1.08	65	185
27-Aug-12	10:46	Fine	003649	2.7400	2.7542	1558.65	1559.65	1.00	1.06	1.15	1.10	66	215

Location: CMA2a - Causeway Bay Community Centre

Report on 24-hour TSP monitoring
Action Level ($\mu\text{g}/\text{m}^3$) - 169.5
Limit Level ($\mu\text{g}/\text{m}^3$) - 260

Date	Sampling Time	Weather Condition	Filter paper no.	Filter Weight, g		Elapse Time, hr		Sampling Time, hr	Flow Rate, m^3/min			Total Volume, m^3	TSP Level, $\mu\text{g}/\text{m}^3$
				Initial	Final	Initial	Final		Initial, Q_{si}	Final, Q_{sf}	Average		
28-Jul-12	8:00	Fine	003349	2.7675	2.8333	11101.59	11125.59	24.00	1.38	1.38	1.38	1987	33
10-Aug-12	8:00	Fine	003653	2.7210	2.8170	11158.64	11182.64	24.00	1.46	1.47	1.47	2111	45
14-Aug-12	8:00	Fine	003663	2.7195	2.8012	11185.64	11209.64	24.00	1.48	1.47	1.47	2122	39
20-Aug-12	8:00	Sunny	003204	2.7368	2.8470	11212.64	11236.64	24.00	1.38	1.38	1.38	1987	55
25-Aug-12	8:00	Fine	003491	2.7953	3.0217	11239.64	11263.64	24.00	1.43	1.43	1.43	2059	110

* Due to lack of electricity supply, the 24 hr-TSP was rescheduled from 27 Jul and 8 Aug to 28 Jul and 10 Aug 12

Report on 1-hour TSP monitoring
Action Level ($\mu\text{g}/\text{m}^3$) - 323.4
Limit Level ($\mu\text{g}/\text{m}^3$) - 500

Date	Sampling Time	Weather Condition	Filter paper no.	Filter Weight, g		Elapse Time, hr		Sampling Time, hr	Flow Rate, m^3/min			Total Volume, m^3	TSP Level, $\mu\text{g}/\text{m}^3$
				Initial	Final	Initial	Final		Initial, Q_{si}	Final, Q_{sf}	Average		
28-Jul-12	8:00	Fine	002498	2.7354	2.7471	11098.59	11099.59	1.00	1.42	1.42	1.42	85	137
28-Jul-12	9:29	Fine	003345	2.7501	2.7588	11099.59	11100.59	1.00	1.42	1.42	1.42	85	102
28-Jul-12	10:31	Fine	003348	2.7648	2.7744	11100.59	11101.59	1.00	1.42	1.42	1.42	85	112
11-Aug-12	13:08	Fine	003877	2.7292	2.7373	11182.64	11183.64	1.00	1.47	1.47	1.47	88	92
11-Aug-12	14:12	Fine	003665	2.7413	2.7544	11183.64	11184.64	1.00	1.47	1.47	1.47	88	149
11-Aug-12	15:18	Fine	003664	2.7212	2.7329	11184.64	11185.64	1.00	1.47	1.47	1.47	88	133
15-Aug-12	11:00	Fine	003205	2.7433	2.7540	11209.64	11210.64	1.00	1.38	1.38	1.38	83	129
15-Aug-12	13:46	Fine	003207	2.7529	2.7625	11210.64	11211.64	1.00	1.45	1.47	1.46	88	110
15-Aug-12	14:58	Fine	003206	2.7460	2.7595	11211.64	11212.64	1.00	1.33	1.31	1.32	79	170
21-Aug-12	8:29	Sunny	003482	2.7965	2.8078	11236.64	11237.64	1.00	1.43	1.43	1.43	86	132
21-Aug-12	9:35	Sunny	003485	2.8055	2.8138	11237.64	11238.64	1.00	1.43	1.43	1.43	86	97
21-Aug-12	10:38	Sunny	003488	2.7992	2.8080	11238.64	11239.64	1.00	1.43	1.43	1.43	86	103
27-Aug-12	8:50	Fine	003201	2.7443	2.7663	11263.64	11264.64	1.00	1.47	1.47	1.47	88	249
27-Aug-12	9:53	Fine	003656	2.7349	2.7535	11264.64	11265.64	1.00	1.47	1.47	1.47	88	211
27-Aug-12	10:56	Fine	003646	2.7228	2.7453	11265.64	11266.64	1.00	1.47	1.47	1.47	88	255

* Due to lack of electricity supply, the 1 hr-TSP was rescheduled from 9 Aug to 11 Aug 12



Location: CMA3a - CWB PRE Site Office Area

Report on 24-hour TSP monitoring
 Action Level ($\mu\text{g}/\text{m}^3$) - 171
 Limit Level ($\mu\text{g}/\text{m}^3$) - 260

Date	Sampling Time	Weather Condition	Filter paper no.	Filter Weight, g		Elapse Time, hr		Sampling Time, hr	Flow Rate, m^3/min			Total Volume, m^3	TSP Level, $\mu\text{g}/\text{m}^3$
				Initial	Final	Initial	Final		Initial, Q_{si}	Final, Q_{sf}	Average		
27-Jul-12	8:00	Cloudy	003343	2.7566	2.9087	11784.70	11808.70	24.00	1.43	1.43	1.43	2059	74
2-Aug-12	8:00	Fine	003210	2.7477	3.0794	11811.70	11835.70	24.00	1.42	1.42	1.42	2045	162
8-Aug-12	8:00	Fine	003666	2.7349	3.0686	11867.64	11891.64	24.00	1.61	1.47	1.54	2217	151
14-Aug-12	8:00	Fine	003847	2.7062	2.7707	11895.73	11919.73	24.00	1.51	1.51	1.51	2174	30
20-Aug-12	8:00	Sunny	003662	2.7320	2.8940	11922.73	11946.73	24.00	1.51	1.51	1.51	2174	75
25-Aug-12	8:00	Fine	003199	2.7414	3.0208	11949.73	11973.73	24.00	1.66	1.66	1.66	2390	117

Report on 1-hour TSP monitoring
 Action Level ($\mu\text{g}/\text{m}^3$) - 311.3
 Limit Level ($\mu\text{g}/\text{m}^3$) - 500

Date	Sampling Time	Weather Condition	Filter paper no.	Filter Weight, g		Elapse Time, hr		Sampling Time, hr	Flow Rate, m^3/min			Total Volume, m^3	TSP Level, $\mu\text{g}/\text{m}^3$
				Initial	Final	Initial	Final		Initial, Q_{si}	Final, Q_{sf}	Average		
28-Jul-12	13:17	Fine	003350	2.7414	2.7552	11808.70	11809.70	1.00	1.48	1.48	1.48	89	156
28-Jul-12	14:21	Fine	003212	2.7444	2.7583	11809.70	11810.70	1.00	1.48	1.48	1.48	89	157
28-Jul-12	15:24	Fine	003211	2.7388	2.7556	11810.70	11811.70	1.00	1.48	1.48	1.48	89	190
3-Aug-12	13:00	Fine	003673	2.7513	2.7664	11835.70	11836.70	1.00	1.42	1.42	1.42	85	177
3-Aug-12	14:15	Fine	003670	2.7502	2.7687	11836.70	11837.70	1.00	1.42	1.42	1.42	85	217
3-Aug-12	15:22	Fine	003669	2.7410	2.7559	11837.70	11838.70	1.00	1.42	1.42	1.42	85	175
9-Aug-12	8:48	Fine	003875	2.7176	2.7363	11891.64	11892.64	1.00	1.52	1.52	1.52	91	206
9-Aug-12	9:59	Fine	003882	2.7239	2.7430	11892.64	11893.64	1.00	1.52	1.52	1.52	91	210
9-Aug-12	13:00	Fine	003880	2.7174	2.7360	11893.64	11894.64	1.00	1.52	1.52	1.52	91	205
15-Aug-12	13:00	Fine	003209	2.7506	2.7680	11919.73	11920.73	1.00	1.61	1.61	1.61	96	181
15-Aug-12	14:08	Fine	003850	2.6980	2.7146	11920.73	11921.73	1.00	1.61	1.61	1.61	96	172
15-Aug-12	16:10	Fine	003848	2.7088	2.7287	11921.73	11922.73	1.00	1.56	1.56	1.56	93	213
21-Aug-12	8:17	Sunny	003657	2.7409	2.7541	11946.73	11947.73	1.00	1.56	1.56	1.56	94	141
21-Aug-12	9:20	Sunny	003190	2.7434	2.7532	11947.73	11948.73	1.00	1.66	1.66	1.66	100	98
21-Aug-12	10:22	Sunny	003200	2.7438	2.7568	11948.73	11949.73	1.00	1.66	1.66	1.66	100	131
27-Aug-12	8:10	Fine	003261	2.7855	2.8099	11973.73	11974.73	1.00	1.61	1.61	1.61	96	253
27-Aug-12	9:44	Fine	003853	2.7062	2.7303	11974.73	11975.73	1.00	1.61	1.61	1.61	96	250
27-Aug-12	16:15	Fine	004034	2.7773	2.8001	11975.73	11976.73	1.00	1.61	1.61	1.61	96	237



Location: CMA4a - SPCA

Report on 24-hour TSP monitoring

Action Level ($\mu\text{g}/\text{m}^3$) - 171.2
Limit Level ($\mu\text{g}/\text{m}^3$) - 260

Date	Sampling Time	Weather Condition	Filter paper no.	Filter Weight, g		Elapse Time, hr		Sampling Time, hr	Flow Rate, m^3/min			Total Volume, m^3	TSP Level, $\mu\text{g}/\text{m}^3$
				Initial	Final	Initial	Final		Initial, Q_{si}	Final, Q_{sf}	Average		
27-Jul-12	8:00	Cloudy	003295	2.7852	2.8886	15310.13	15334.13	24.00	1.42	1.17	1.30	1872	55
2-Aug-12	8:00	Fine	003213	2.7491	3.0531	15337.13	15361.13	24.00	1.26	1.26	1.26	1814	168
8-Aug-12	8:00	Fine	003667	2.7354	2.9934	15364.13	15388.13	24.00	1.31	1.41	1.36	1960	132
14-Aug-12	8:00	Fine	003879	2.7165	2.8082	15391.12	15415.12	24.00	1.28	1.27	1.27	1835	50
20-Aug-12	8:00	Sunny	003846	2.7041	2.8378	15418.12	15442.12	24.00	1.28	1.28	1.28	1843	73
25-Aug-12	8:00	Fine	003186	2.7584	2.9702	15445.12	15469.12	24.00	1.27	1.27	1.27	1829	116

Report on 1-hour TSP monitoring

Action Level ($\mu\text{g}/\text{m}^3$) - 312.5
Limit Level ($\mu\text{g}/\text{m}^3$) - 500

Date	Sampling Time	Weather Condition	Filter paper no.	Filter Weight, g		Elapse Time, hr		Sampling Time, hr	Flow Rate, m^3/min			Total Volume, m^3	TSP Level, $\mu\text{g}/\text{m}^3$
				Initial	Final	Initial	Final		Initial, Q_{si}	Final, Q_{sf}	Average		
28-Jul-12	13:28	Fine	003185	2.7517	2.7649	15334.13	15335.13	1.00	1.22	1.22	1.22	73	180
28-Jul-12	14:33	Fine	003189	2.7642	2.7752	15335.13	15336.13	1.00	1.22	1.22	1.22	73	150
28-Jul-12	15:36	Fine	003188	2.7547	2.7651	15336.13	15337.13	1.00	1.17	1.17	1.17	70	148
3-Aug-12	13:00	Fine	003672	2.7419	2.7650	15361.13	15362.13	1.00	1.41	1.41	1.41	85	273
3-Aug-12	14:04	Fine	003671	2.7718	2.7948	15362.13	15363.13	1.00	1.41	1.41	1.41	85	272
3-Aug-12	15:42	Fine	003668	2.7439	2.7661	15363.13	15364.13	1.00	1.41	1.41	1.41	85	263
9-Aug-12	8:38	Fine	003876	2.7286	2.7465	15388.12	15389.12	1.00	1.31	1.31	1.31	79	227
9-Aug-12	9:45	Fine	003651	2.7235	2.7409	15389.12	15390.12	1.00	1.31	1.31	1.31	79	221
9-Aug-12	10:49	Fine	003881	2.7154	2.7323	15390.12	15391.12	1.00	1.31	1.31	1.31	79	215
15-Aug-12	10:10	Fine	003208	2.7347	2.7437	15415.12	15416.12	1.00	1.17	1.22	1.20	72	125
15-Aug-12	13:00	Fine	003654	2.7354	2.7413	15416.12	15417.12	1.00	1.17	1.22	1.20	72	82
15-Aug-12	14:15	Fine	003849	2.6924	2.7037	15417.12	15418.12	1.00	1.27	1.27	1.27	76	148
21-Aug-12	8:30	Sunny	003659	2.7322	2.7424	15442.12	15443.12	1.00	1.22	1.22	1.22	73	139
21-Aug-12	9:32	Sunny	003660	2.7205	2.7305	15443.12	15444.12	1.00	1.22	1.22	1.22	73	136
21-Aug-12	10:34	Sunny	003187	2.7577	2.7686	15444.12	15445.12	1.00	1.22	1.22	1.22	73	148
27-Aug-12	8:23	Fine	003851	2.6891	2.7040	15469.12	15470.12	1.00	1.27	1.27	1.27	76	195
27-Aug-12	9:32	Fine	003852	2.7044	2.7235	15470.12	15471.12	1.00	1.27	1.27	1.27	76	250
27-Aug-12	10:30	Fine	003857	2.7033	2.7268	15471.12	15472.12	1.00	1.27	1.27	1.27	76	308



Location: CMA5a - Children Garden opposite to Pedestrian Plaza

Report on 24-hour TSP monitoring

Action Level ($\mu\text{g}/\text{m}^3$) - 181
Limit Level ($\mu\text{g}/\text{m}^3$) - 260

Date	Sampling Time	Weather Condition	Filter paper no.	Filter Weight, g		Elapse Time, hr		Sampling Time, hr	Flow Rate, m^3/min			Total Volume, m^3	TSP Level, $\mu\text{g}/\text{m}^3$
				Initial	Final	Initial	Final		Initial, Q_{si}	Final, Q_{sf}	Average		
27-Jul-12	8:00	Cloudy	003680	2.7570	2.8610	16306.41	16330.41	24.00	1.46	1.46	1.46	2102	50
2-Aug-12	8:00	Fine	003366	2.7656	3.0904	16333.41	16357.41	24.00	1.45	1.45	1.45	2088	156
8-Aug-12	8:00	Fine	003883	2.7066	2.9698	16360.41	16384.41	24.00	1.45	1.45	1.45	2086	126
14-Aug-12	8:00	Fine	003870	2.7438	2.8657	16387.41	16411.41	24.00	1.46	1.45	1.46	2098	58
21-Aug-12	8:00	Sunny	003628	2.7194	2.8245	16423.03	16447.03	24.00	1.51	1.51	1.51	2174	48
25-Aug-12	8:00	Fine	004860	2.7528	2.9802	16447.03	16471.03	24.00	1.29	1.51	1.40	2016	113

* Due to lack of electricity supply, the 24 hr-TSP was rescheduled from 20 Aug 12 to 21 Aug 12

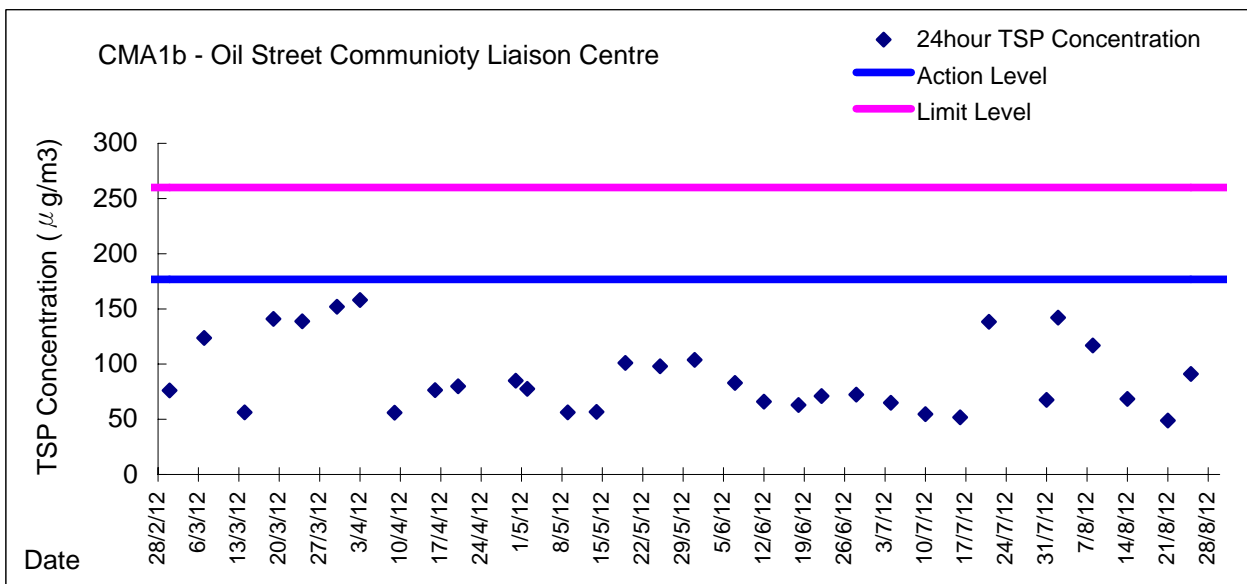
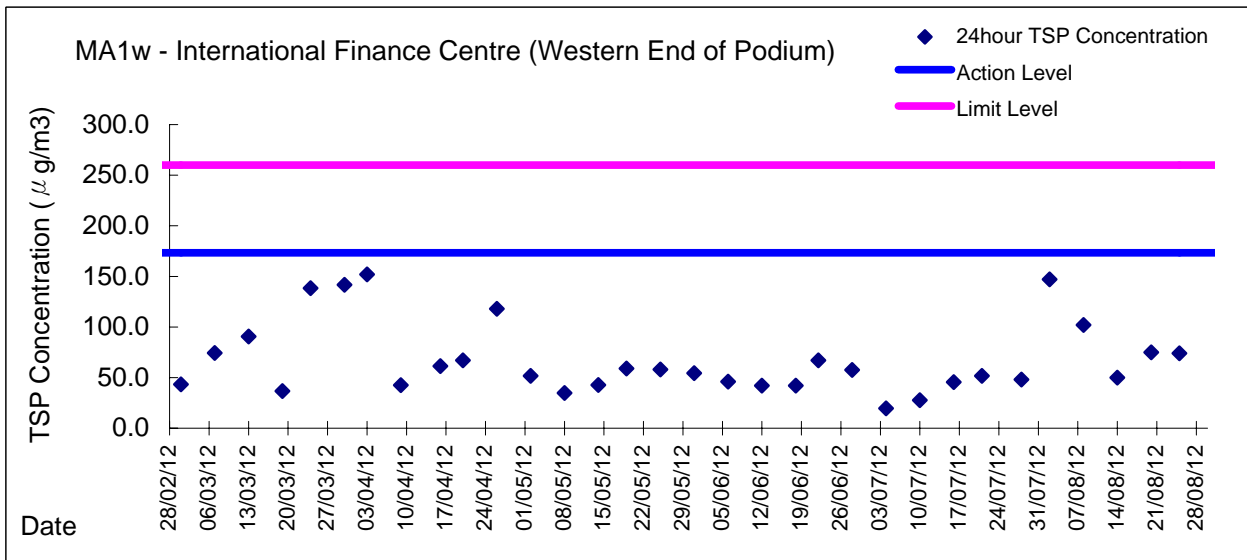
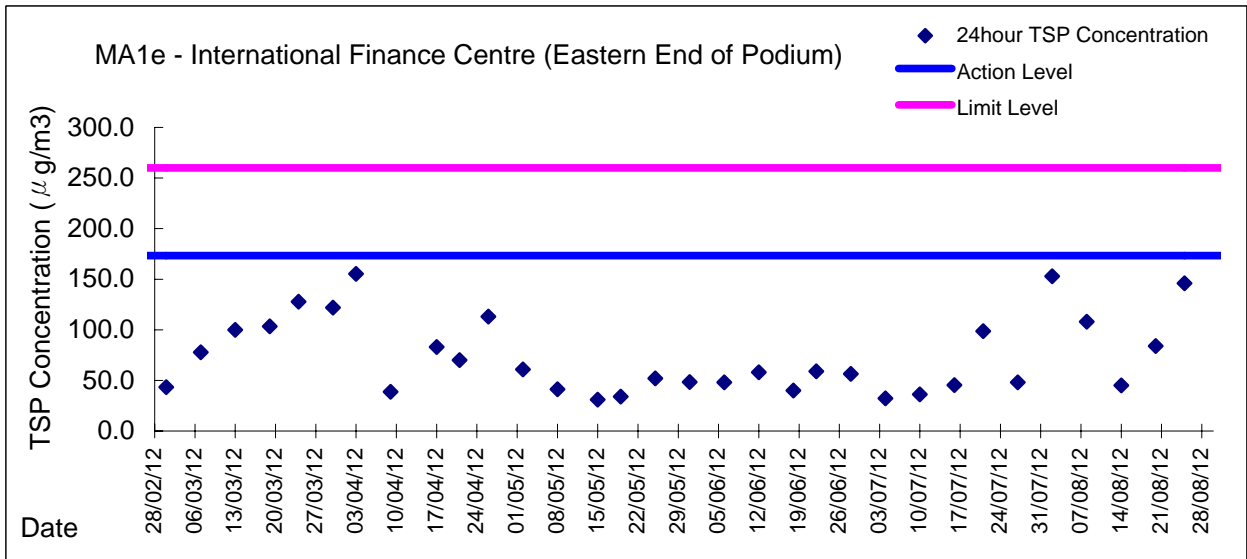
Report on 1-hour TSP monitoring

Action Level ($\mu\text{g}/\text{m}^3$) - 332
Limit Level ($\mu\text{g}/\text{m}^3$) - 500

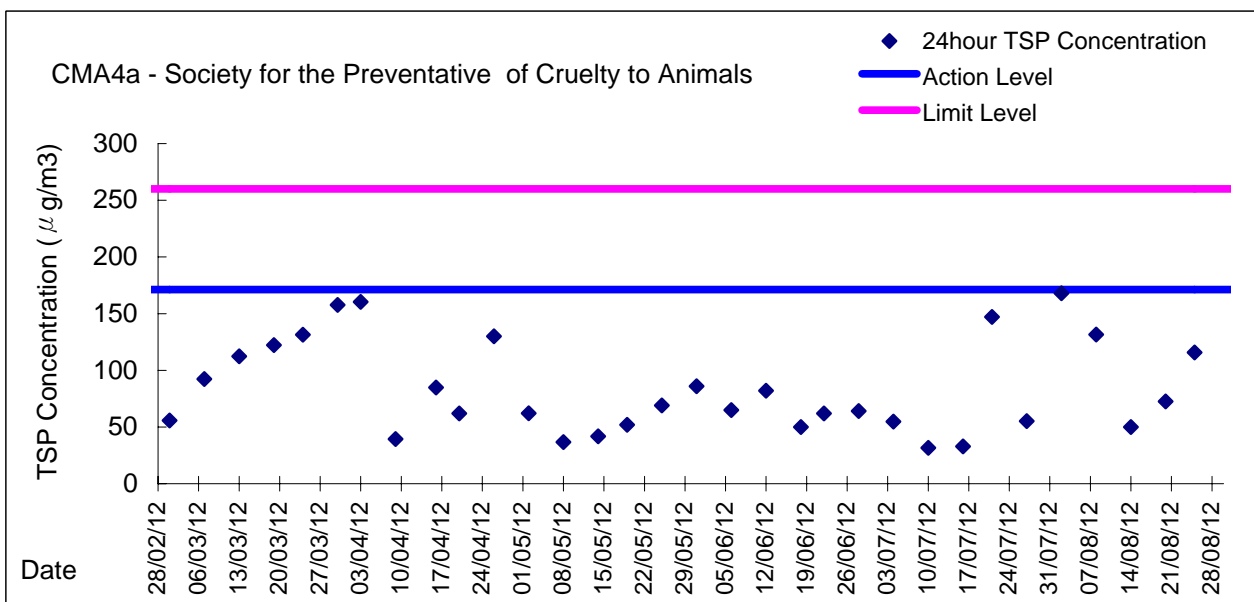
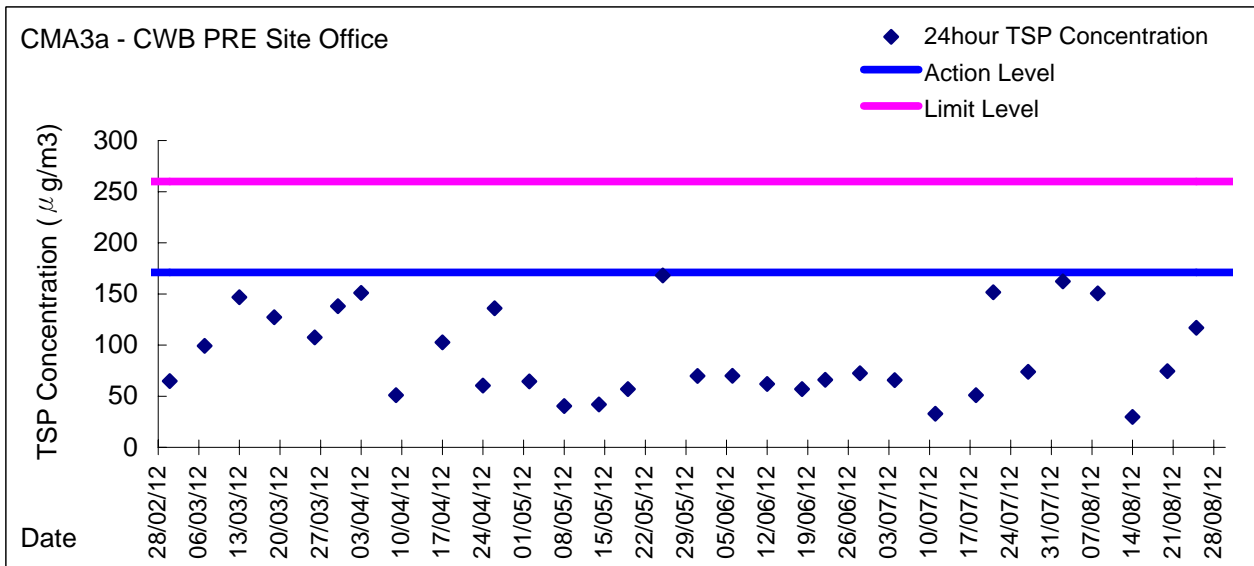
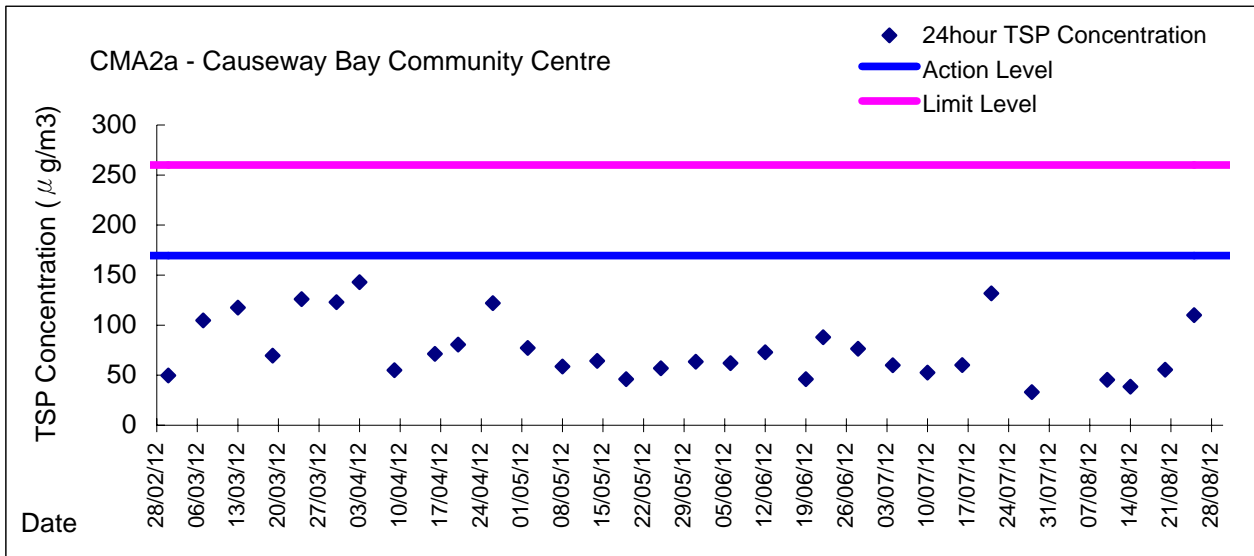
Date	Sampling Time	Weather Condition	Filter paper no.	Filter Weight, g		Elapse Time, hr		Sampling Time, hr	Flow Rate, m^3/min			Total Volume, m^3	TSP Level, $\mu\text{g}/\text{m}^3$
				Initial	Final	Initial	Final		Initial, Q_{si}	Final, Q_{sf}	Average		
28-Jul-12	11:00	Fine	003361	2.7494	2.7599	16330.41	16331.41	1.00	1.46	1.46	1.46	88	120
28-Jul-12	13:00	Fine	003363	2.7500	2.7597	16331.41	16332.41	1.00	1.46	1.46	1.46	88	111
28-Jul-12	14:45	Fine	003367	2.7586	2.7714	16332.41	16333.41	1.00	1.46	1.46	1.46	88	146
3-Aug-12	8:00	Fine	003890	2.7350	2.7578	16357.41	16358.41	1.00	1.45	1.45	1.45	87	263
3-Aug-12	9:02	Fine	003885	2.7214	2.7446	16358.41	16359.41	1.00	1.45	1.45	1.45	87	267
3-Aug-12	10:04	Fine	003888	2.7232	2.7471	16359.41	16360.41	1.00	1.45	1.45	1.45	87	275
9-Aug-12	8:15	Fine	003874	2.7230	2.7446	16384.41	16385.41	1.00	1.45	1.40	1.42	85	253
9-Aug-12	9:29	Fine	003873	2.7228	2.7376	16386.41	16387.41	1.00	1.26	1.29	1.28	77	193
9-Aug-12	10:31	Fine	003872	2.7132	2.7323	16385.41	16386.41	1.00	1.45	1.45	1.45	87	220
15-Aug-12	10:00	Fine	003634	2.7315	2.7406	16411.41	16412.41	1.00	1.45	1.45	1.45	87	104
15-Aug-12	13:00	Fine	003631	2.7446	2.7545	16413.41	16414.41	1.00	1.40	1.45	1.43	86	116
15-Aug-12	17:00	Fine	003632	2.7155	2.7290	16412.41	16413.41	1.00	1.29	1.29	1.29	78	174
21-Aug-12	8:45	Sunny	004033	2.8142	2.8222	16420.02	16421.02	1.00	1.51	1.51	1.51	91	88
21-Aug-12	9:50	Sunny	002952	2.7643	2.7753	16422.02	16423.02	1.00	1.51	1.51	1.51	91	121
21-Aug-12	10:55	Sunny	004031	2.8084	2.8152	16421.02	16422.02	1.00	1.35	1.35	1.35	81	84
27-Aug-12	9:05	Fine	003627	2.7329	2.7586	16472.22	16473.22	1.00	1.45	1.45	1.45	87	295
27-Aug-12	10:50	Fine	003626	2.7334	2.7568	16474.22	16475.22	1.00	1.45	1.45	1.45	87	268
27-Aug-12	15:30	Fine	003622	2.7482	2.7766	16473.22	16474.22	1.00	1.45	1.45	1.45	87	326



Graphic Presentation of 24 hour TSP Result

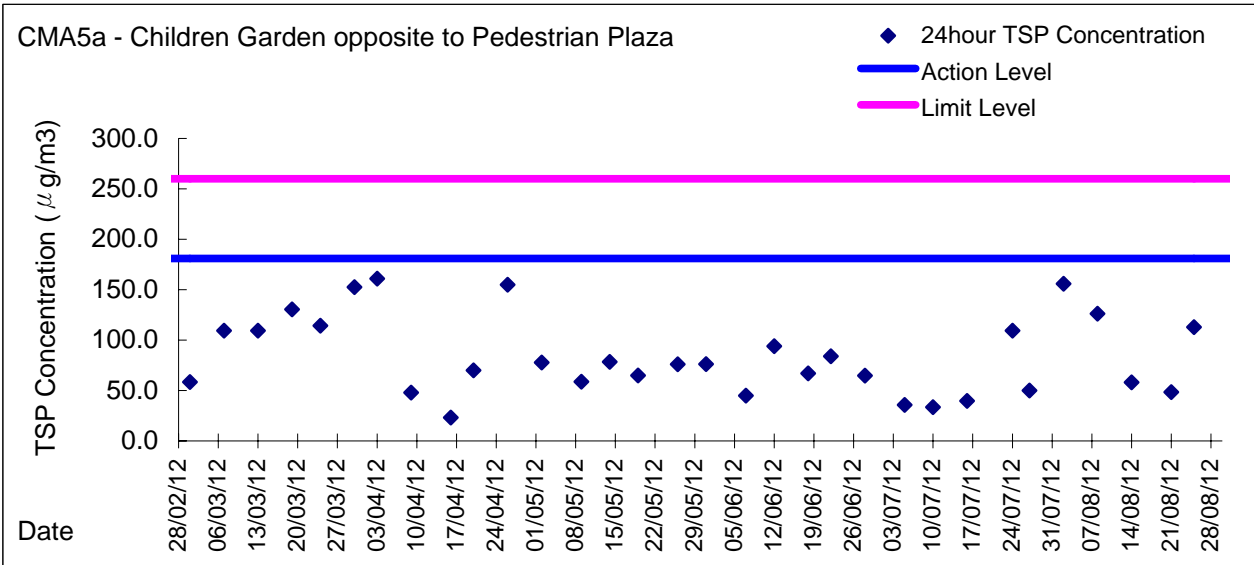


Graphic Presentation of 24 hour TSP Result



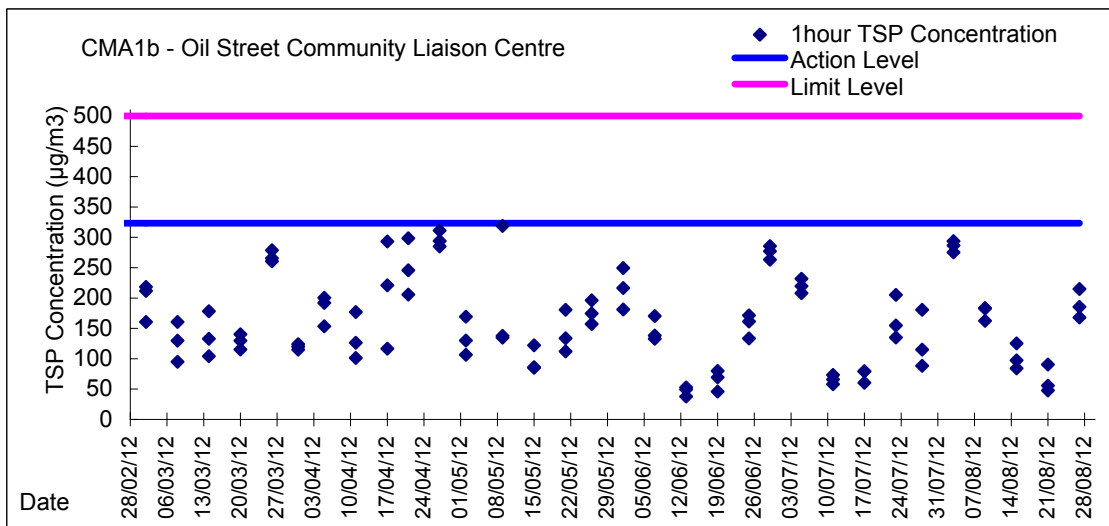
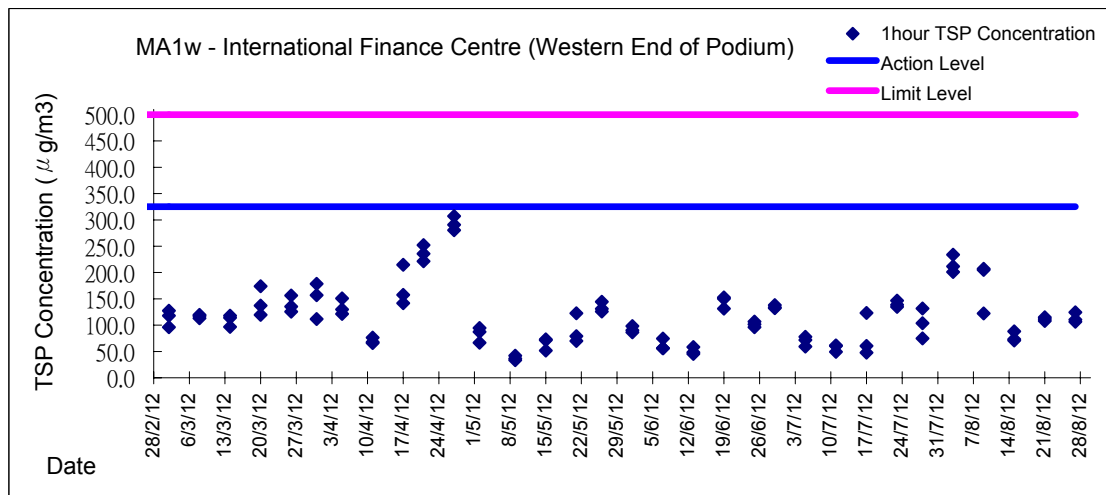
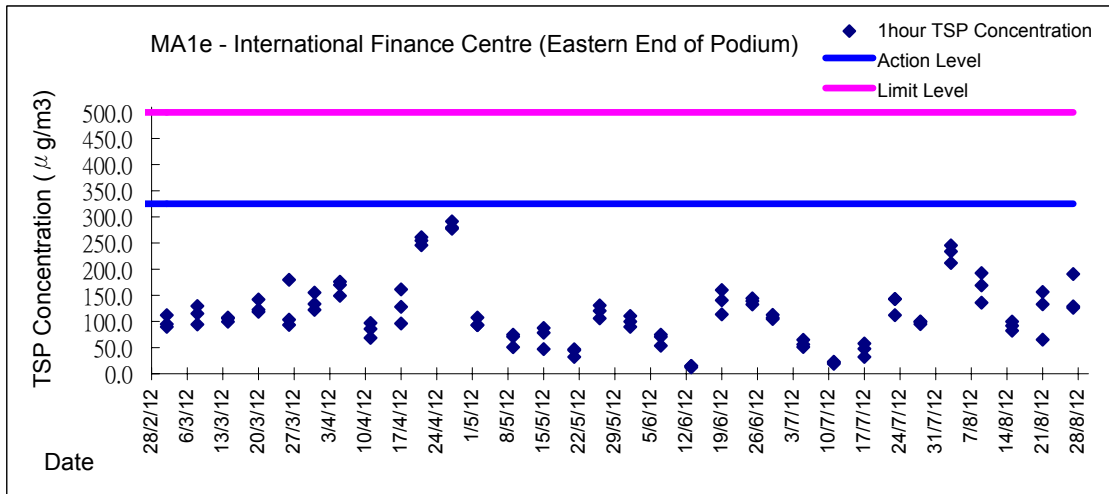


Graphic Presentation of 24 hour TSP Result

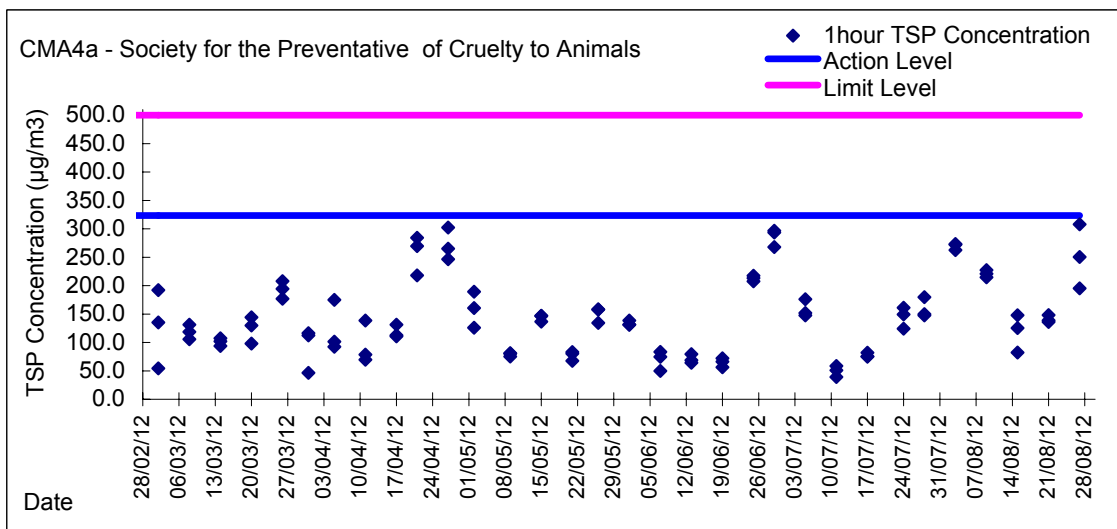
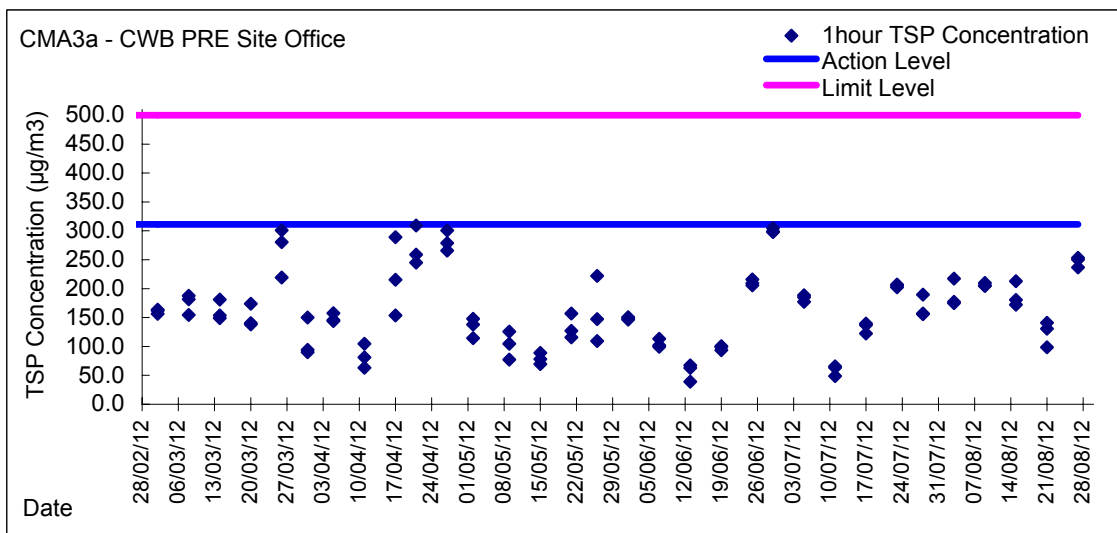
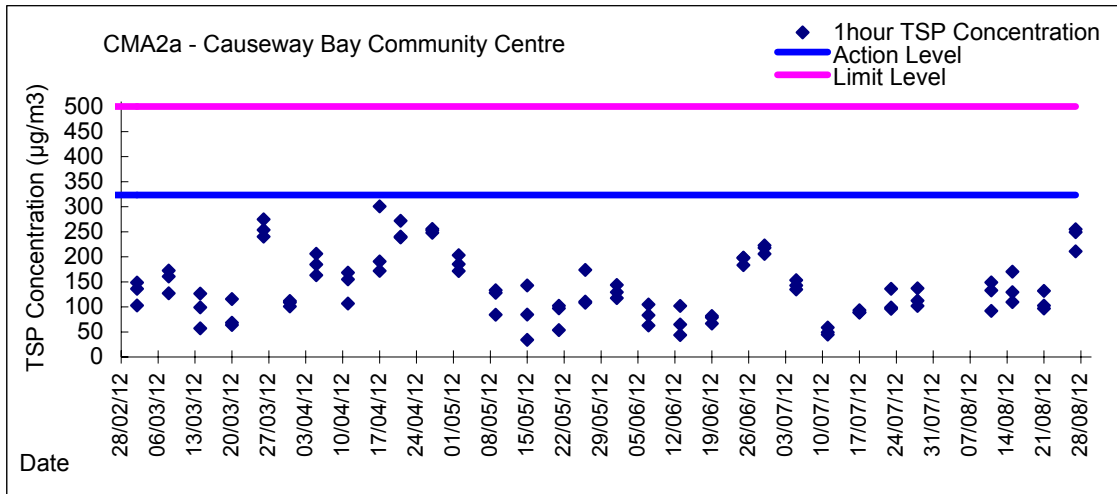




Graphic Presentation of 1 hour TSP Result



Graphic Presentation of 1 hour TSP Result



Graphic Presentation of 1 hour TSP Result

